



(12) **United States Patent**  
**Fallon**

(10) **Patent No.:** **US 7,161,506 B2**  
(45) **Date of Patent:** **\*Jan. 9, 2007**

(54) **SYSTEMS AND METHODS FOR DATA  
COMPRESSION SUCH AS CONTENT  
DEPENDENT DATA COMPRESSION**

(75) Inventor: **James J. Fallon**, Armonk, NY (US)

(73) Assignee: **Realtime Data LLC**, New York, NY  
(US)

(\*) Notice: Subject to any disclaimer, the term of this  
patent is extended or adjusted under 35  
U.S.C. 154(b) by 0 days.

This patent is subject to a terminal dis-  
claimer.

4,574,351 A	3/1986	Dang et al.
4,593,324 A	6/1986	Ohkubo et al.
4,682,150 A	7/1987	Mathes et al.
4,730,348 A	3/1988	MacCriskin
4,804,959 A	2/1989	Makansi et al.
4,870,415 A	9/1989	Van Maren et al.
4,872,009 A	10/1989	Tsukiyama et al.
4,876,541 A	10/1989	Storer
4,888,812 A	12/1989	Dinan et al.
4,906,995 A	3/1990	Swanson

(Continued)

**FOREIGN PATENT DOCUMENTS**

DE 4127518 2/1992

(21) Appl. No.: **10/668,768**

(Continued)

(22) Filed: **Sep. 22, 2003**

**OTHER PUBLICATIONS**

(65) **Prior Publication Data**

US 2004/0056783 A1 Mar. 25, 2004

Jack Venbrux, *A VLSI Chip Set for High-Speed Lossless Data  
Compression*, IEEE Trans. On Circuits and System for Video  
Technology, vol. 2, No. 4, Dec. 1992, pp. 381-391.

**Related U.S. Application Data**

(Continued)

(63) Continuation of application No. 10/016,355, filed on  
Oct. 29, 2001, now Pat. No. 6,624,761, which is a  
continuation-in-part of application No. 09/705,446,  
filed on Nov. 3, 2000, now Pat. No. 6,309,424, which  
is a continuation of application No. 09/210,491, filed  
on Dec. 11, 1998, now Pat. No. 6,195,024.

*Primary Examiner*—Linh Nguyen

(74) *Attorney, Agent, or Firm*—Fish & Neave IP Group of  
Ropes & Gray LLP

(51) **Int. Cl.**  
**H03M 7/34** (2006.01)

(52) **U.S. Cl.** ..... **341/51; 341/79**

(58) **Field of Classification Search** ..... **341/50;**  
**341/51, 67, 79, 75**

See application file for complete search history.

(57) **ABSTRACT**

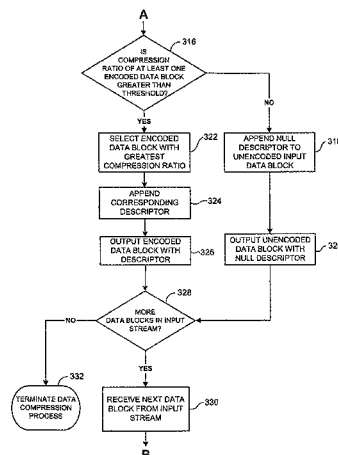
Systems and methods for providing fast and efficient data  
compression using a combination of content independent  
data compression and content dependent data compression.  
In one aspect, a method for compressing data comprises the  
steps of: analyzing a data block of an input data stream to  
identify a data type of the data block, the input data stream  
comprising a plurality of disparate data types; performing  
content dependent data compression on the data block, if the  
data type of the data block is identified; performing content  
independent data compression on the data block, if the data  
type of the data block is not identified.

(56) **References Cited**

**U.S. PATENT DOCUMENTS**

4,127,518 A	11/1978	Coy et al.
4,302,775 A	11/1981	Widergren et al.
4,394,774 A	7/1983	Widergren et al.

**99 Claims, 34 Drawing Sheets**



# US 7,161,506 B2

Page 2

## U.S. PATENT DOCUMENTS

4,929,946 A	5/1990	O'Brien et al.	5,606,706 A	2/1997	Takamoto et al.
4,965,675 A	10/1990	Hori et al.	5,612,788 A	3/1997	Stone
5,028,922 A	7/1991	Huang	5,613,069 A	3/1997	Walker
5,045,848 A	9/1991	Fascenda	5,615,017 A	3/1997	Choi et al.
5,045,852 A	9/1991	Mitchell et al.	5,621,820 A	4/1997	Rynderman et al.
5,046,027 A	9/1991	Taaffe et al.	5,623,623 A	4/1997	Kim et al.
5,049,881 A	9/1991	Gibson et al.	5,623,701 A	4/1997	Bakke et al.
5,097,261 A	3/1992	Langdon, Jr. et al.	5,627,534 A	5/1997	Craft
5,113,522 A	5/1992	Dinwiddie, Jr. et al.	5,627,995 A	5/1997	Miller et al.
5,121,342 A	6/1992	Szymborski	5,629,732 A	5/1997	Moskowitz et al.
5,150,430 A	9/1992	Chu	5,630,092 A	5/1997	Carreiro et al.
5,159,336 A	10/1992	Rabin et al.	5,635,632 A	6/1997	Fay et al.
5,175,543 A	12/1992	Lantz	5,635,932 A	6/1997	Shinagawa et al.
5,179,651 A	1/1993	Taaffe et al.	5,642,506 A	6/1997	Lee
5,187,793 A	2/1993	Keith et al.	5,649,032 A	7/1997	Burt et al.
5,191,431 A	3/1993	Hasegawa et al.	5,652,795 A	7/1997	Dillon et al.
5,204,756 A	4/1993	Chevion et al.	5,652,857 A	7/1997	Shimoi et al.
5,209,220 A	5/1993	Hiyama et al.	5,652,917 A	7/1997	Maupin et al.
5,212,742 A	5/1993	Normile et al.	5,654,703 A	8/1997	Clark, II
5,226,176 A	7/1993	Westaway et al.	5,655,138 A	8/1997	Kikinis
5,227,893 A	7/1993	Ett	5,666,560 A	9/1997	Moertl et al.
5,231,492 A	7/1993	Dangi et al.	5,668,737 A	9/1997	Iler
5,237,460 A	8/1993	Miller et al.	5,671,389 A	9/1997	Saliba
5,237,675 A	8/1993	Hannon, Jr.	5,675,333 A	10/1997	Boursier et al.
5,243,341 A	9/1993	Seroussi et al.	5,694,619 A	12/1997	Konno
5,243,348 A	9/1993	Jackson	5,696,927 A	12/1997	MacDonald et al.
5,247,638 A	9/1993	O'Brien et al.	5,703,793 A	12/1997	Wise et al.
5,247,646 A	9/1993	Osterlund et al.	5,715,477 A	2/1998	Kikinis
5,263,168 A	11/1993	Toms et al.	5,717,393 A	2/1998	Nakano et al.
5,270,832 A	12/1993	Balkanski et al.	5,717,394 A	2/1998	Schwartz et al.
5,287,420 A	2/1994	Barrett	5,719,862 A	2/1998	Lee et al.
5,293,379 A	3/1994	Carr	5,721,958 A	2/1998	Kikinis
5,307,497 A	4/1994	Feigenbaum et al.	5,724,475 A	3/1998	Kirsten
5,309,555 A	5/1994	Akins et al.	5,729,228 A	3/1998	Franaszek et al.
5,355,498 A	10/1994	Provino et al.	5,748,904 A	5/1998	Huang et al.
5,357,614 A	10/1994	Pattisam et al.	5,757,852 A	5/1998	Kericevic et al.
5,379,036 A	1/1995	Storer	5,771,340 A	6/1998	Nakazato et al.
5,379,757 A	1/1995	Hiyama et al.	5,778,411 A	7/1998	DeMoss et al.
5,381,145 A	1/1995	Allen et al.	5,781,767 A	7/1998	Inoue et al.
5,394,534 A	2/1995	Kulakowski et al.	5,784,572 A	7/1998	Rostoker et al.
5,396,228 A	3/1995	Garahi	5,787,487 A	7/1998	Hashimoto et al.
5,400,401 A	3/1995	Wasilewski et al.	5,796,864 A	8/1998	Callahan
5,403,639 A	4/1995	Belsan et al.	5,799,110 A	8/1998	Israelsen et al.
5,406,278 A	4/1995	Graybill et al.	5,805,932 A	9/1998	Kawashima et al.
5,406,279 A	4/1995	Anderson et al.	5,808,660 A	9/1998	Sekine et al.
5,412,384 A	5/1995	Chang et al.	5,809,176 A	9/1998	Yajima
5,414,850 A	5/1995	Whiting	5,809,337 A	9/1998	Hannah et al.
5,420,639 A	5/1995	Perkins	5,812,789 A	9/1998	Diaz
5,452,287 A	9/1995	DiCecco	5,818,368 A	10/1998	Langley
5,461,679 A	10/1995	Normile et al.	5,818,369 A *	10/1998	Withers ..... 341/107
5,467,087 A	11/1995	Chu	5,818,530 A	10/1998	Canfield et al.
5,471,206 A	11/1995	Allen et al.	5,819,215 A	10/1998	Dobson et al.
5,479,587 A	12/1995	Campbell et al.	5,825,424 A	10/1998	Canfield et al.
5,486,826 A	1/1996	Remillard	5,832,037 A	11/1998	Park
5,495,244 A	2/1996	Jeong et al.	5,832,126 A	11/1998	Tanaka
5,506,844 A	4/1996	Rao	5,836,003 A *	11/1998	Sadeh ..... 341/51
5,506,872 A	4/1996	Mohler	5,838,996 A	11/1998	deCarmo
5,530,845 A	6/1996	Hiatt et al.	5,839,100 A	11/1998	Wegener
5,533,051 A	7/1996	James	5,841,979 A	11/1998	Schulhof et al.
5,535,356 A	7/1996	Kim et al.	5,847,762 A	12/1998	Canfield et al.
5,537,658 A	7/1996	Bakke et al.	5,861,824 A	1/1999	Ryu et al.
5,557,551 A	9/1996	Craft	5,861,920 A	1/1999	Mead et al.
5,557,668 A	9/1996	Brady	5,867,167 A	2/1999	Deering
5,557,749 A	9/1996	Norris	5,870,036 A	2/1999	Franaszek et al.
5,561,824 A	10/1996	Carreiro et al.	5,870,087 A	2/1999	Chau
5,574,952 A	11/1996	Brady et al.	5,872,530 A	2/1999	Domyo et al.
5,574,953 A	11/1996	Rust et al.	5,883,975 A	3/1999	Narita et al.
5,583,500 A	12/1996	Allen et al.	5,886,655 A	3/1999	Rust
5,590,306 A	12/1996	Watanabe et al.	5,889,961 A	3/1999	Dobbek
5,596,674 A	1/1997	Bhandari et al.	5,915,079 A	6/1999	Vondran, Jr. et al.
5,604,824 A	2/1997	Chui et al.	5,917,438 A	6/1999	Ando
			5,920,326 A	7/1999	Rentschler et al.
			5,936,616 A	8/1999	Torborg, Jr. et al.

5,949,355 A \* 9/1999 Panaoussis ..... 341/51  
 5,955,976 A 9/1999 Heath  
 5,960,465 A 9/1999 Adams  
 5,964,842 A 10/1999 Packard  
 5,968,149 A 10/1999 Jaquette et al.  
 5,973,630 A 10/1999 Heath  
 5,974,471 A 10/1999 Belt  
 5,982,723 A 11/1999 Kamatani  
 5,991,515 A 11/1999 Fall et al.  
 5,996,033 A 11/1999 Chiu-Hao  
 6,000,009 A 12/1999 Brady  
 6,002,411 A 12/1999 Dye  
 6,003,115 A 12/1999 Spear et al.  
 6,011,901 A 1/2000 Kirsten  
 6,014,694 A 1/2000 Aharoni et al.  
 6,026,217 A 2/2000 Adiletta  
 6,028,725 A 2/2000 Blumenau  
 6,031,939 A 2/2000 Gilbert et al.  
 6,032,148 A 2/2000 Wilkes  
 6,061,398 A 5/2000 Satoh et al.  
 6,073,232 A 6/2000 Kroeker et al.  
 6,075,470 A 6/2000 Little et al.  
 6,094,634 A 7/2000 Yahagi et al.  
 6,097,520 A 8/2000 Kadnier  
 6,104,389 A 8/2000 Ando  
 6,105,130 A 8/2000 Wu et al.  
 6,128,412 A 10/2000 Satoh  
 6,141,053 A 10/2000 Saukkonen  
 6,145,069 A 11/2000 Dye  
 6,169,241 B1 1/2001 Shimizu  
 6,172,936 B1 1/2001 Kitazaki  
 6,173,381 B1 1/2001 Dye  
 6,182,125 B1 1/2001 Borella et al.  
 6,192,082 B1 2/2001 Moriarty et al.  
 6,195,024 B1 2/2001 Fallon  
 6,226,667 B1 5/2001 Matthews et al.  
 6,226,740 B1 5/2001 Iga  
 6,253,264 B1 6/2001 Sebastian  
 6,272,627 B1 8/2001 Mann  
 6,272,628 B1 8/2001 Aguilar et al.  
 6,282,641 B1 8/2001 Christensen  
 6,309,424 B1 10/2001 Fallon  
 6,317,714 B1 11/2001 Del Castillo et al.  
 6,330,622 B1 12/2001 Schaefer  
 6,345,307 B1 2/2002 Booth  
 6,421,387 B1 7/2002 Rhee  
 6,434,168 B1 8/2002 Kari  
 6,434,695 B1 8/2002 Esfahani et al.  
 6,442,659 B1 8/2002 Blumenau  
 6,449,682 B1 9/2002 Toorians  
 6,452,602 B1 9/2002 Morein  
 6,463,509 B1 10/2002 Teoman et al.  
 6,487,640 B1 11/2002 Lipasti  
 6,489,902 B1 12/2002 Heath  
 6,513,113 B1 1/2003 Kobayashi  
 6,529,633 B1 3/2003 Easwar et al.  
 6,539,456 B1 3/2003 Stewart  
 6,542,644 B1 4/2003 Satoh  
 6,590,609 B1 7/2003 Kitade et al.  
 6,601,104 B1 7/2003 Fallon  
 6,604,158 B1 \* 8/2003 Fallon ..... 710/65  
 6,606,040 B1 \* 8/2003 Abdat ..... 341/87

6,606,413 B1 8/2003 Zeineh  
 6,609,223 B1 8/2003 Wolfgang  
 6,618,728 B1 9/2003 Rail  
 6,624,761 B1 \* 9/2003 Fallon ..... 341/51  
 6,661,839 B1 12/2003 Ishida et al.  
 6,704,840 B1 3/2004 Nalawadi et al.  
 6,711,709 B1 \* 3/2004 York ..... 714/748  
 6,745,282 B1 6/2004 Okada  
 6,748,457 B1 6/2004 Fallon  
 2001/0032128 A1 10/2001 Kepecs  
 2002/0037035 A1 3/2002 Singh  
 2002/0104891 A1 8/2002 Otto  
 2002/0126755 A1 9/2002 Li et al.  
 2003/0034905 A1 \* 2/2003 Anton et al. .... 341/51  
 2003/0084238 A1 5/2003 Okada et al.  
 2003/0142874 A1 7/2003 Schwartz

FOREIGN PATENT DOCUMENTS

EP	0164677	12/1985
EP	0185098	6/1986
EP	0283798	9/1988
EP	0405572 A2	1/1991
EP	0405572 A3	3/1991
EP	0493130	7/1992
EP	0587437	3/1994
EP	0595406	5/1994
EP	0718751 A2	6/1996
EP	0718751 A3	2/1997
EP	9188009	7/1997
GB	2162025	1/1986
JP	6051989	2/1994
JP	11149376	6/1999
WO	WO 9414273	6/1994
WO	WO 9429652	12/1994
WO	WO 9502873	1/1995
WO	WO 9748212	12/1997

OTHER PUBLICATIONS

Pen-Shu Yeh, *The CCSDS Lossless Data Compression Recommendation for Space Applications*, Chapter 16, Lossless Compression Handbook, Elsevier Science (USA), 2003, pp. 311-326.  
 Robert F. Rice, *Some Practical Universal Noiseless Coding Techniques*, Jet Propulsion Laboratory, Pasadena, California, JPL Publication 79-22, Mar. 15, 1979.  
 K. Murashita et al., High-Speed Statistical Compression using Self-organized Rules and Predetermined Code Tables, IEEE, 1996 Data Compression, conference, no month.  
 IBM, Fast Dos Soft Boot, Feb. 1, 1994, vol. 37, Issue 28, pp. 185-186.  
 J. Anderson et al. Codeo squeezes color teleconferencing through telephone lines, Electronics 1984, pp. 13-15, no month.  
 Robert Rice, "Lossless Coding Standards For Space Data Systems", IEEE 1058-6393/97, pp. 577-585, no month.  
 Coene, W et al. "A Fast Route For Application of Rate-distortion Optimal Quantization in an MPEG Video Encoder" Proceedings of the International Conference on Image Processing, US., New York, IEEE, Sep. 16, 1996, pp. 825-828.  
 "Operating System Platform Abstraction Method", IBM Technical Disclosure Bulletin, Feb. 1995, vol. 38, Issue No. 2, pp. 343-344.

\* cited by examiner

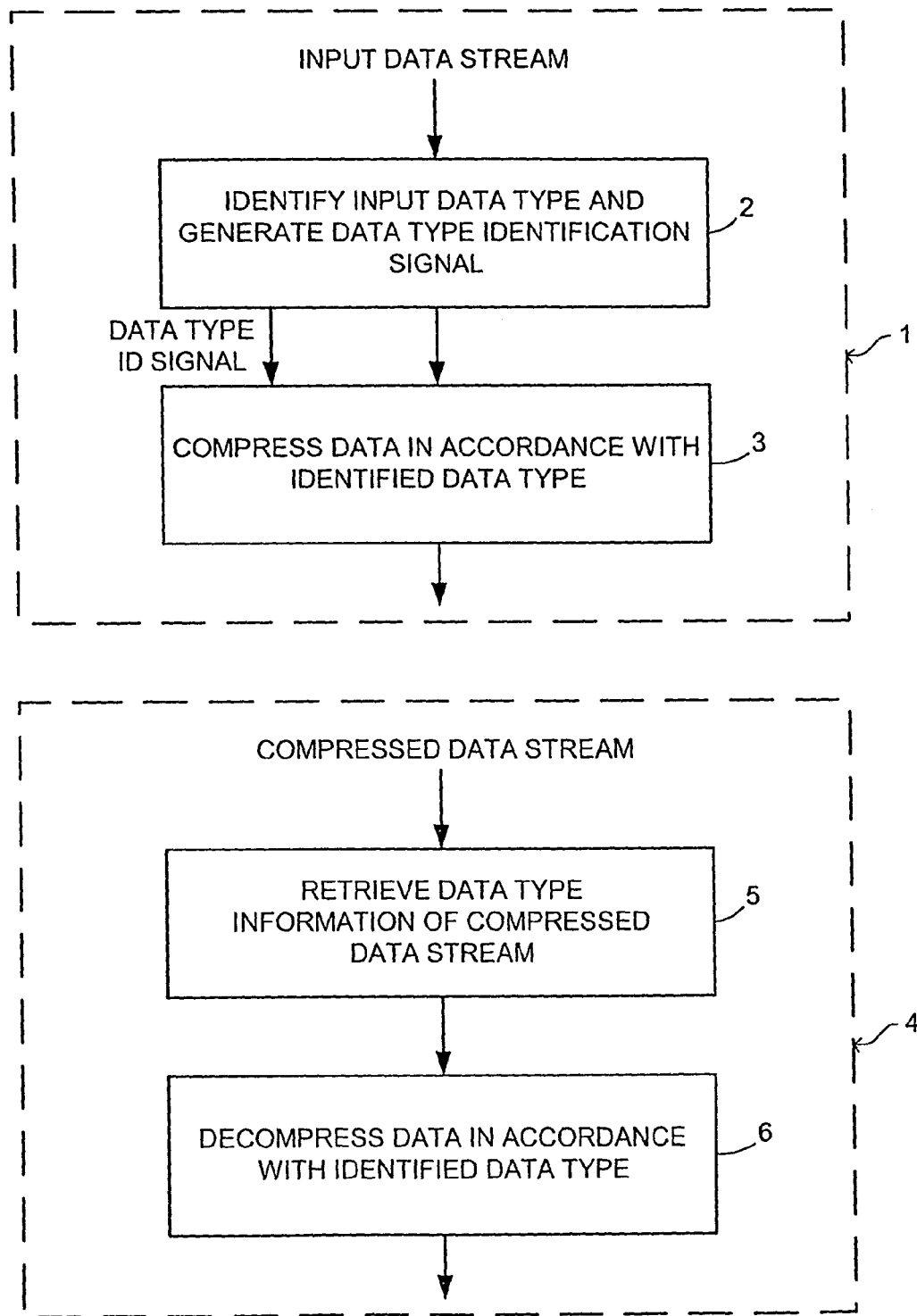


FIG. 1  
PRIOR ART

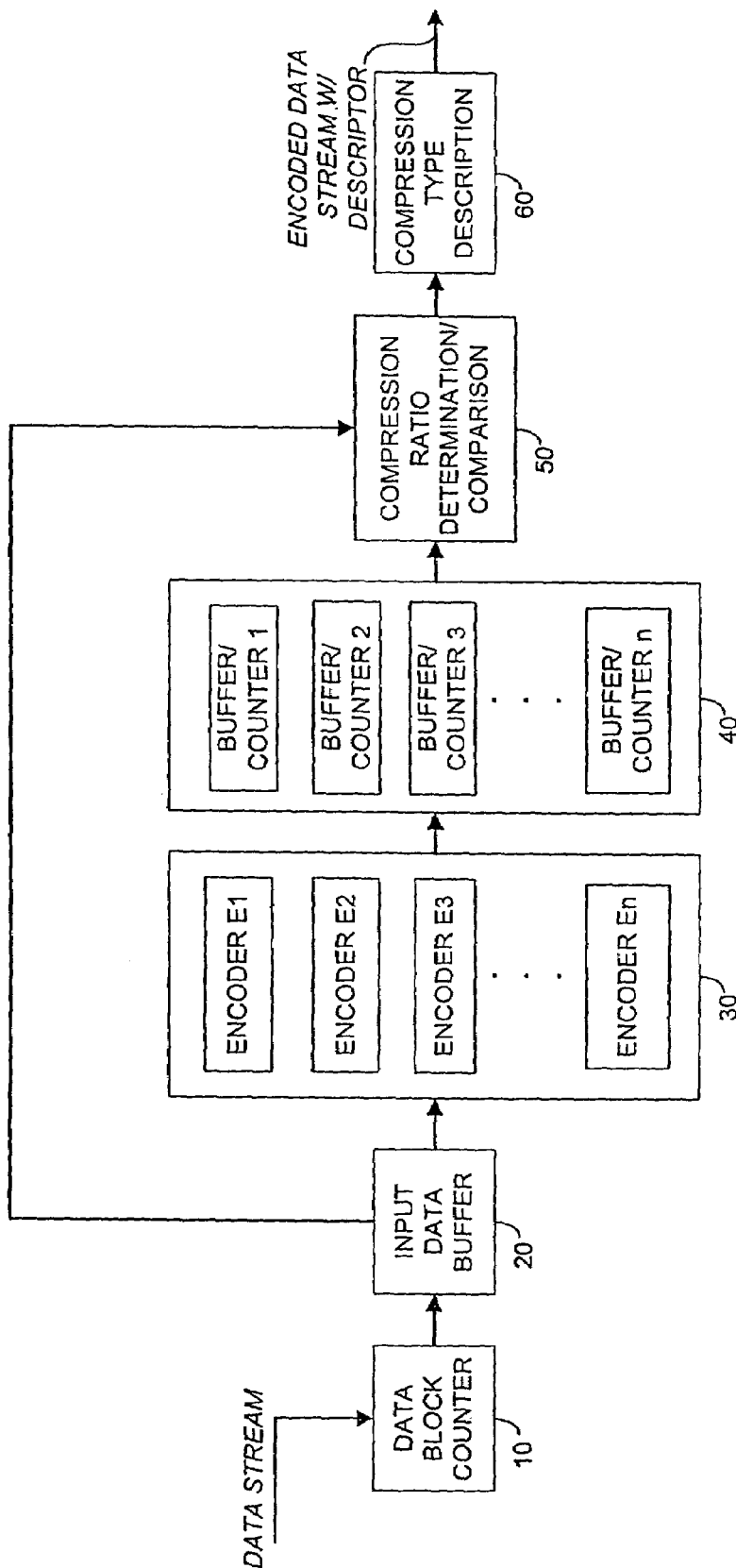


FIG. 2

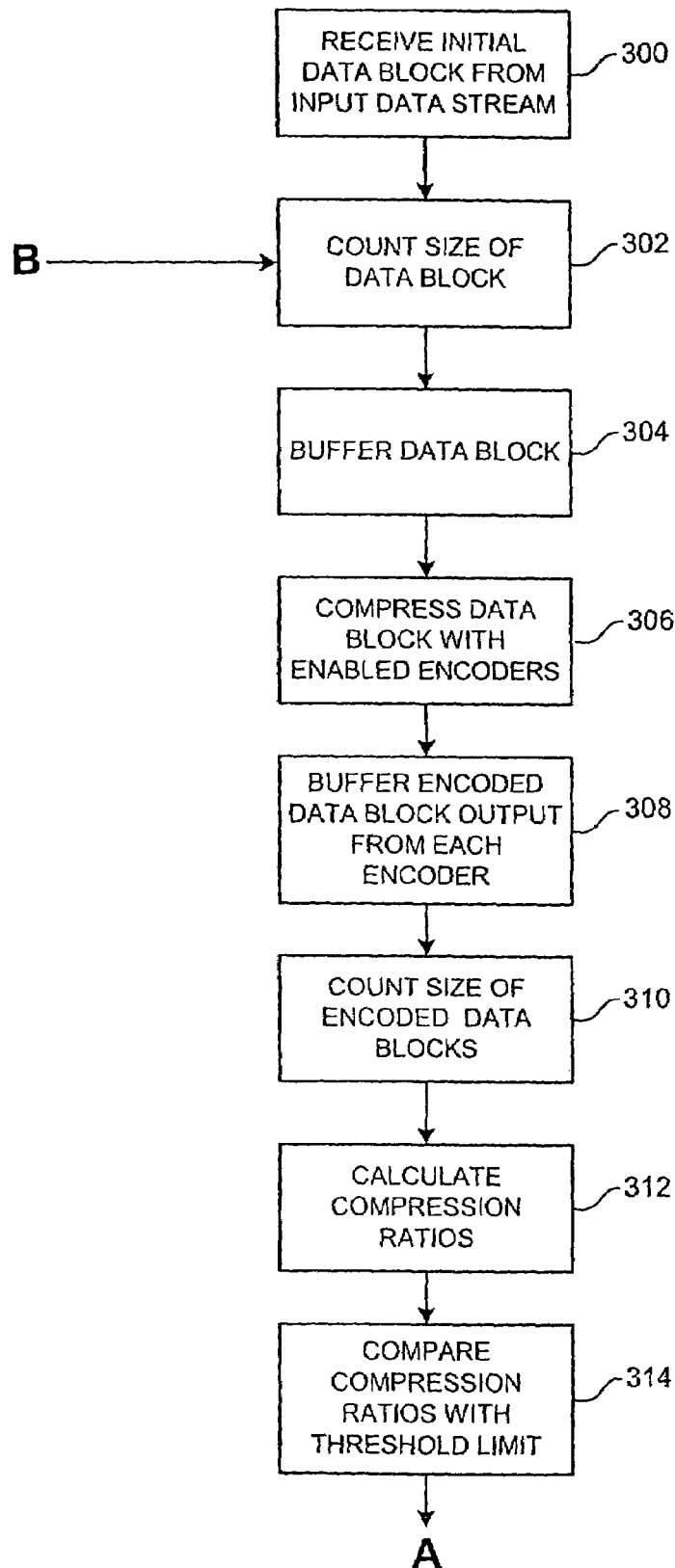


FIG. 3a

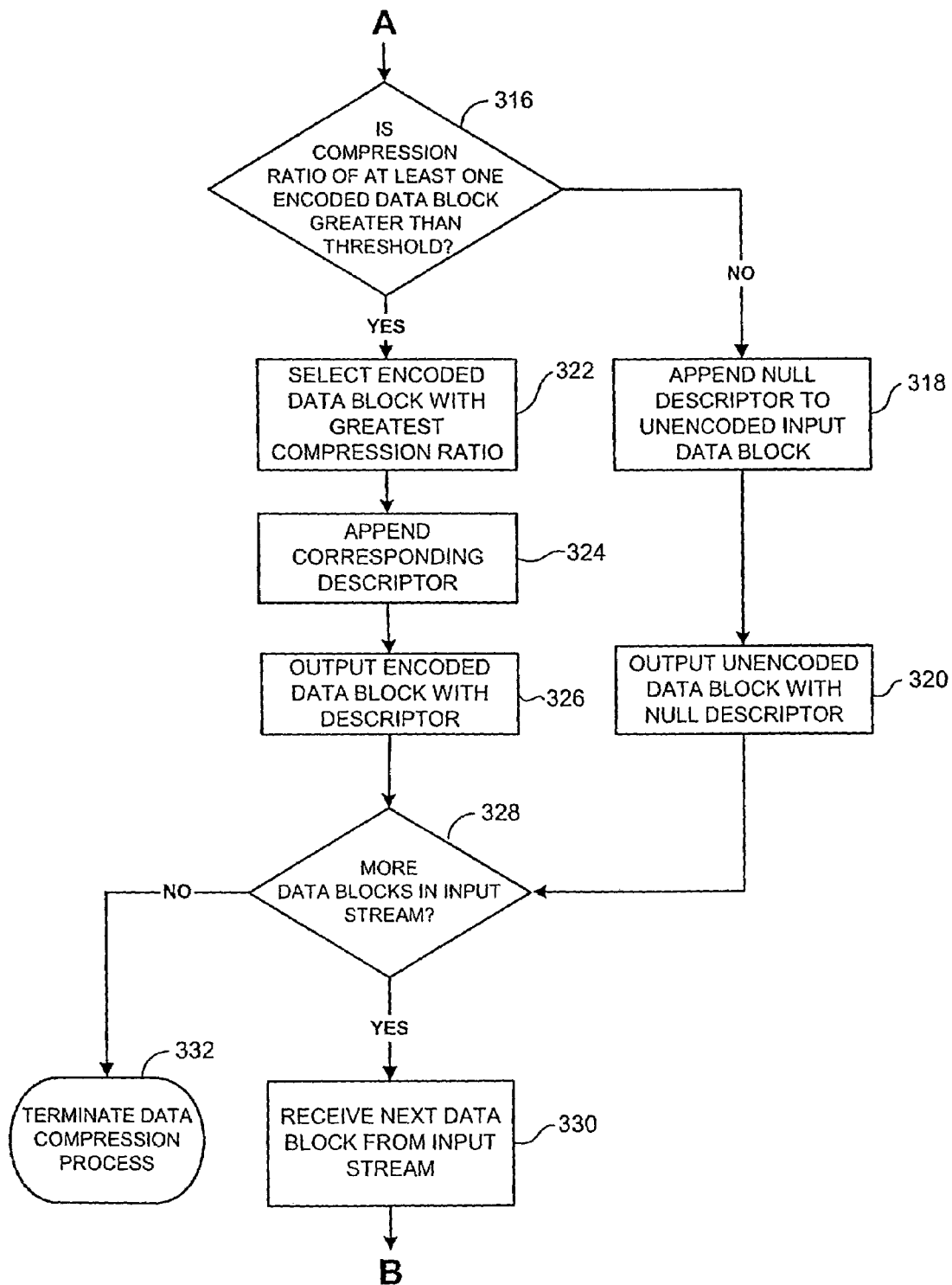


FIG. 3b

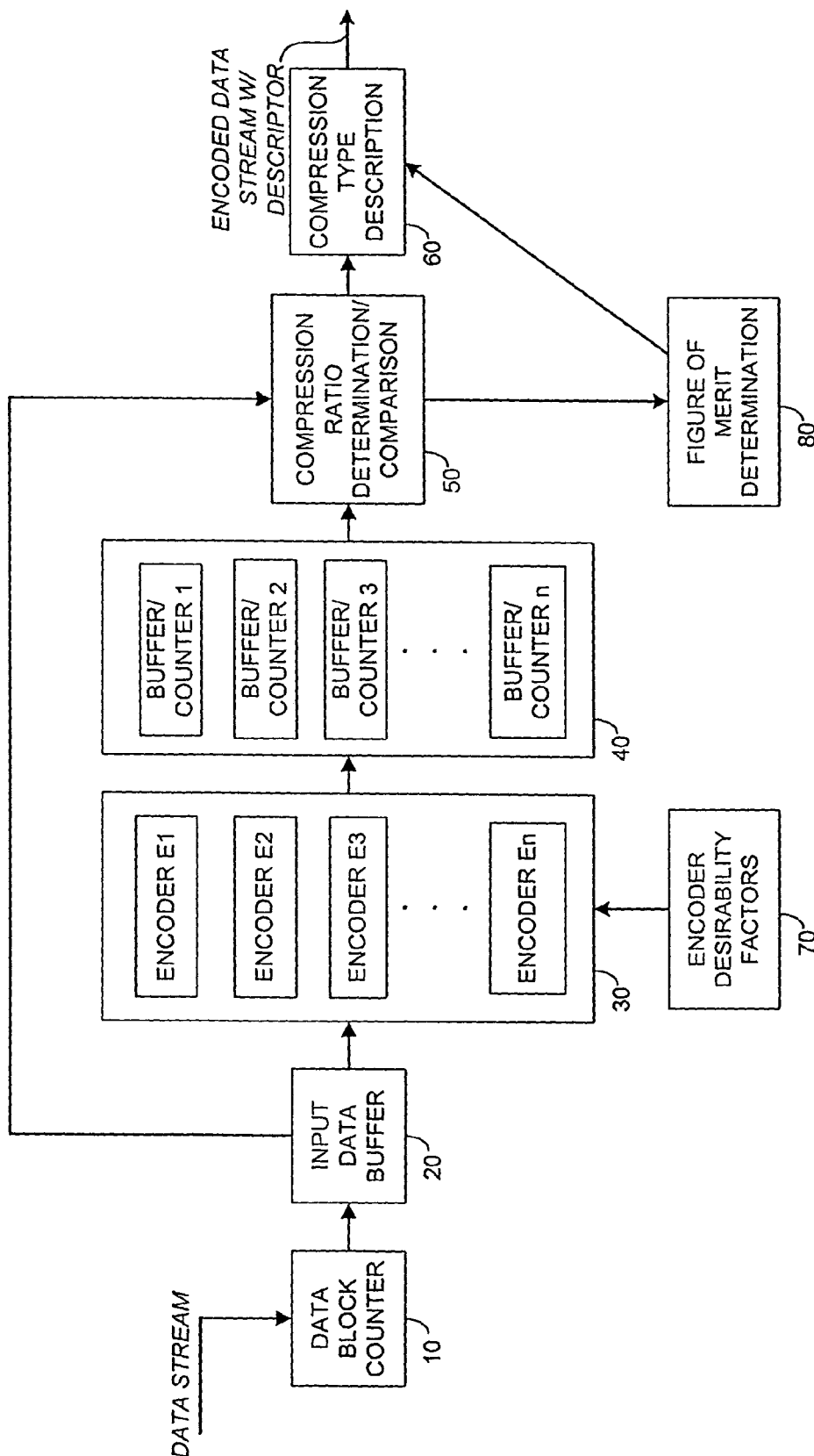
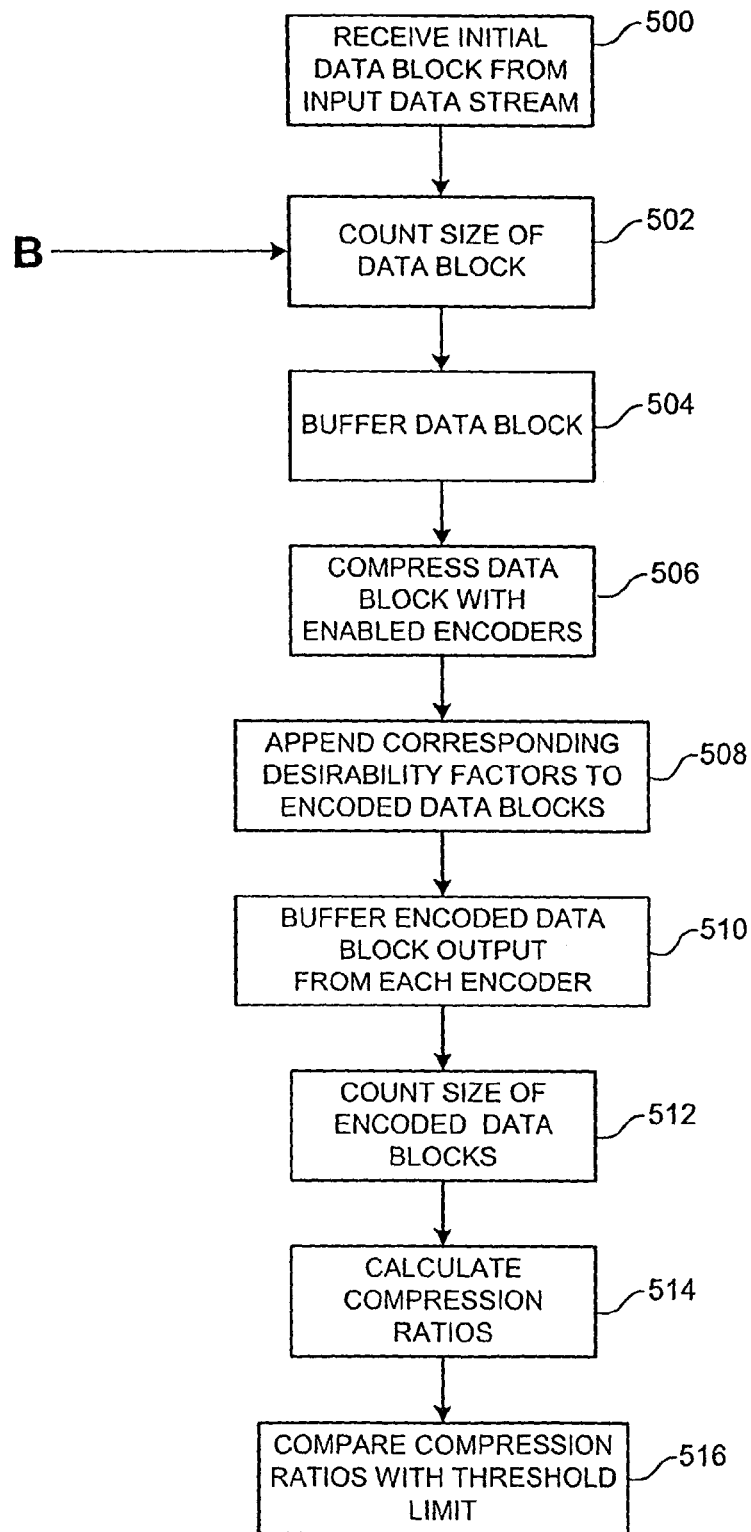
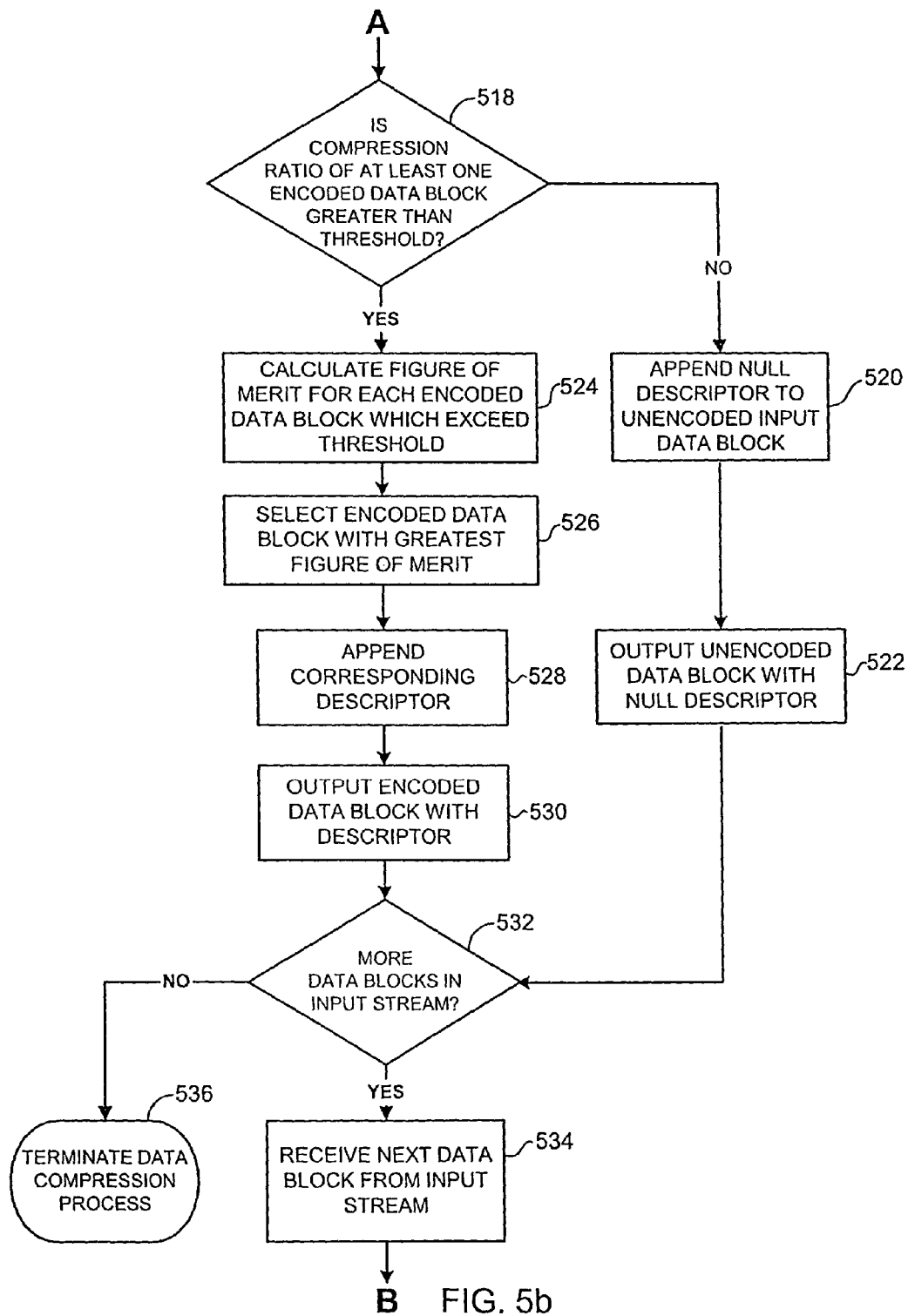


FIG. 4





**A**  
FIG. 5a



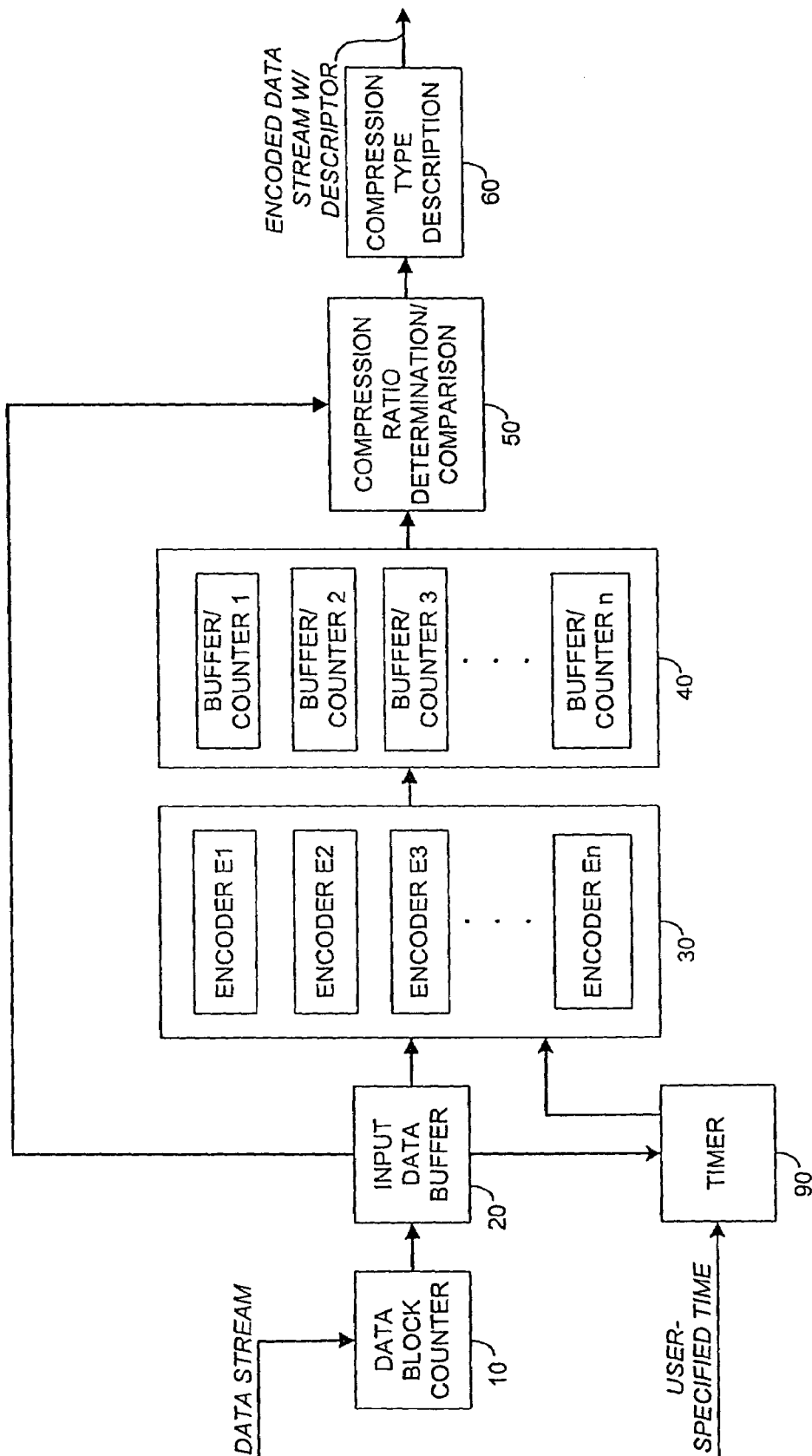


FIG. 6

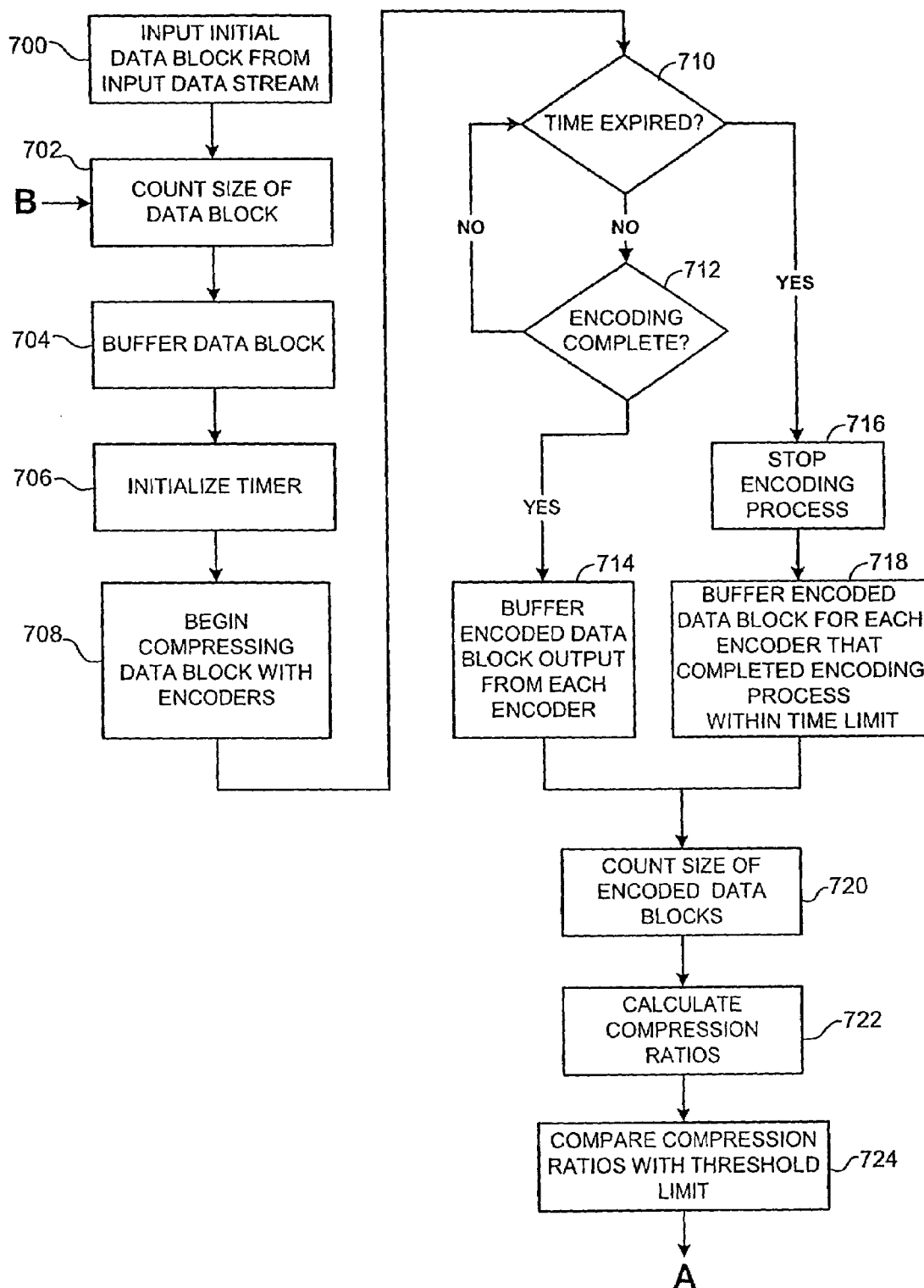


FIG. 7a

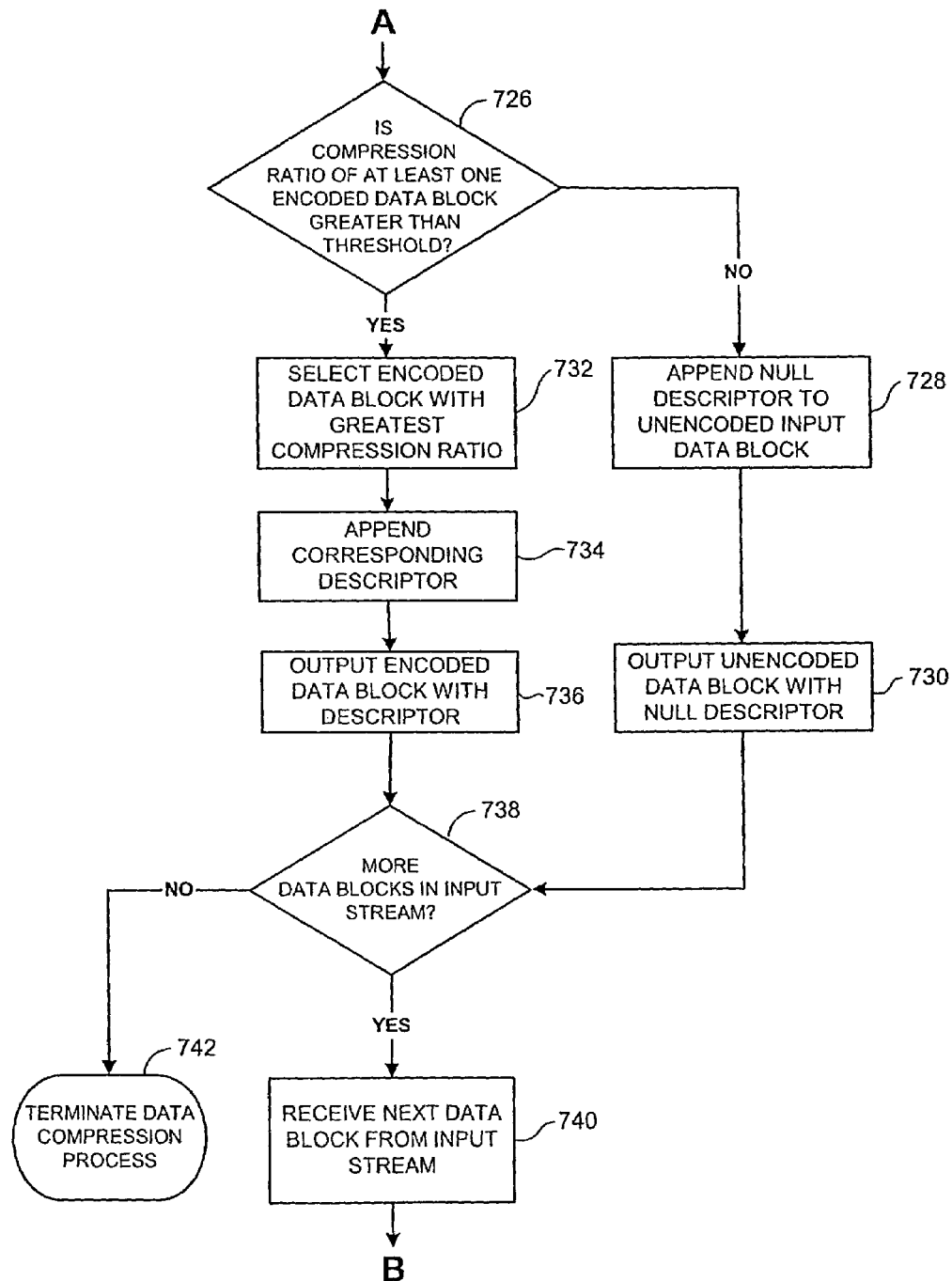


FIG. 7b

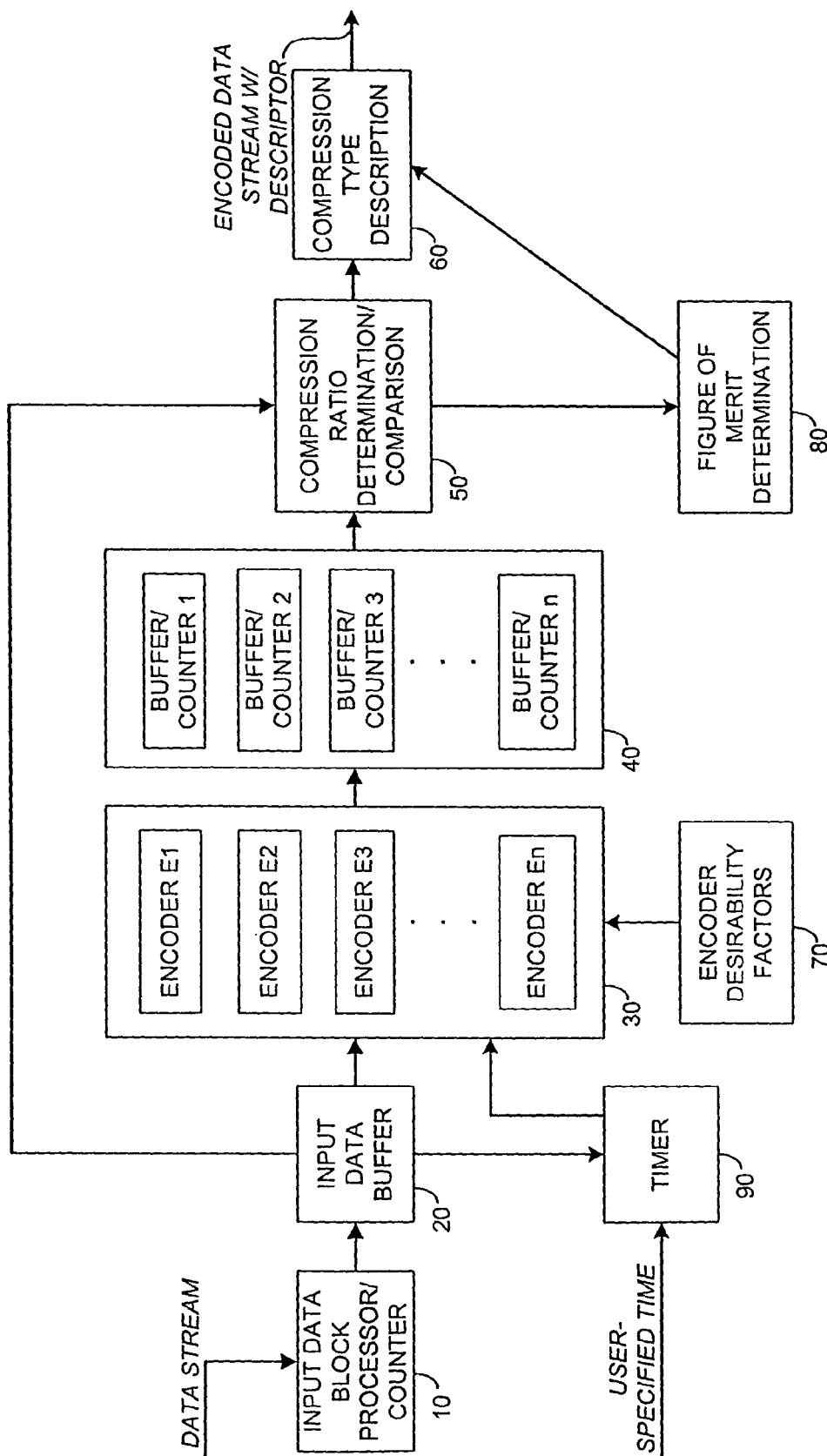


FIG. 8

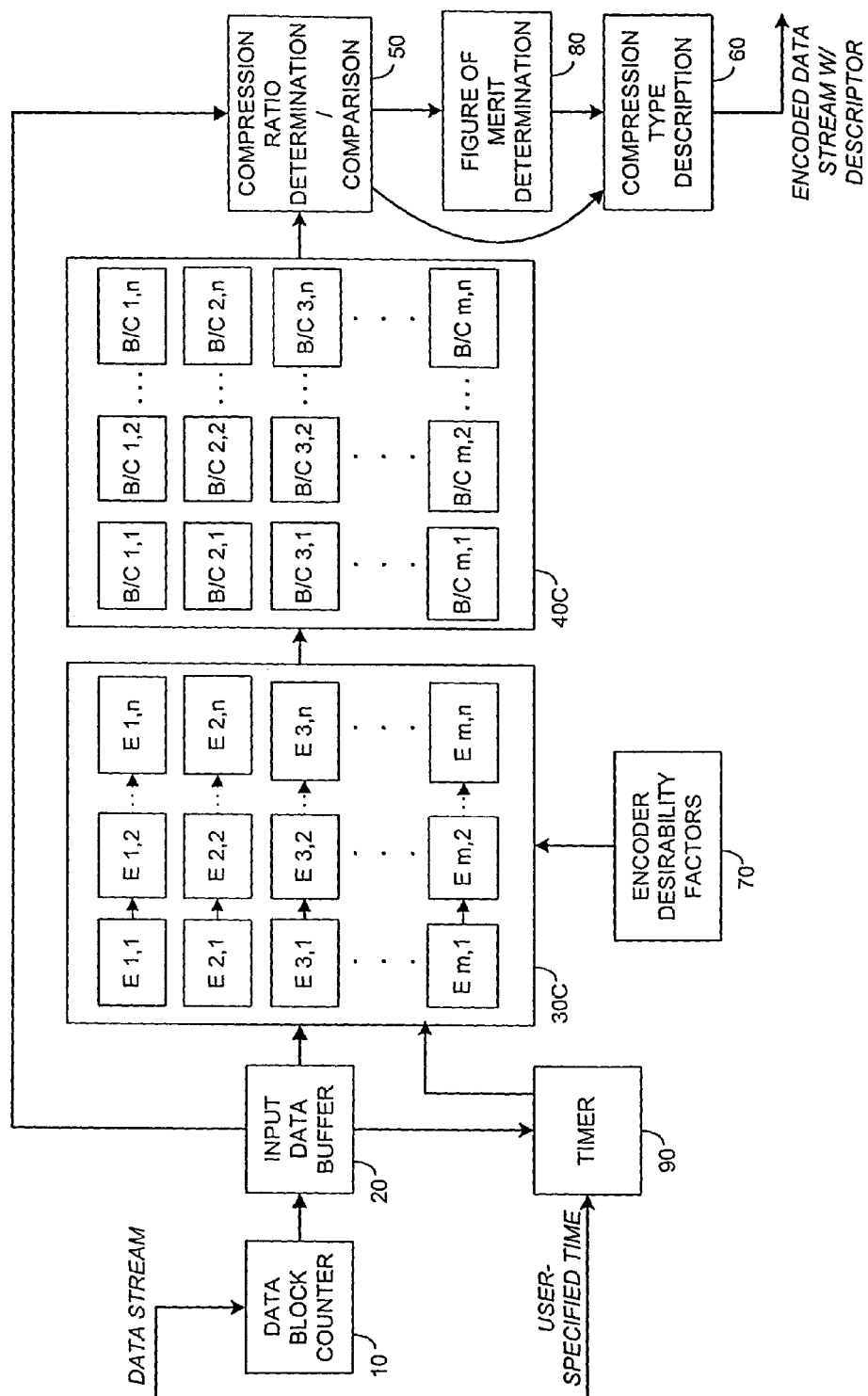


FIG. 9

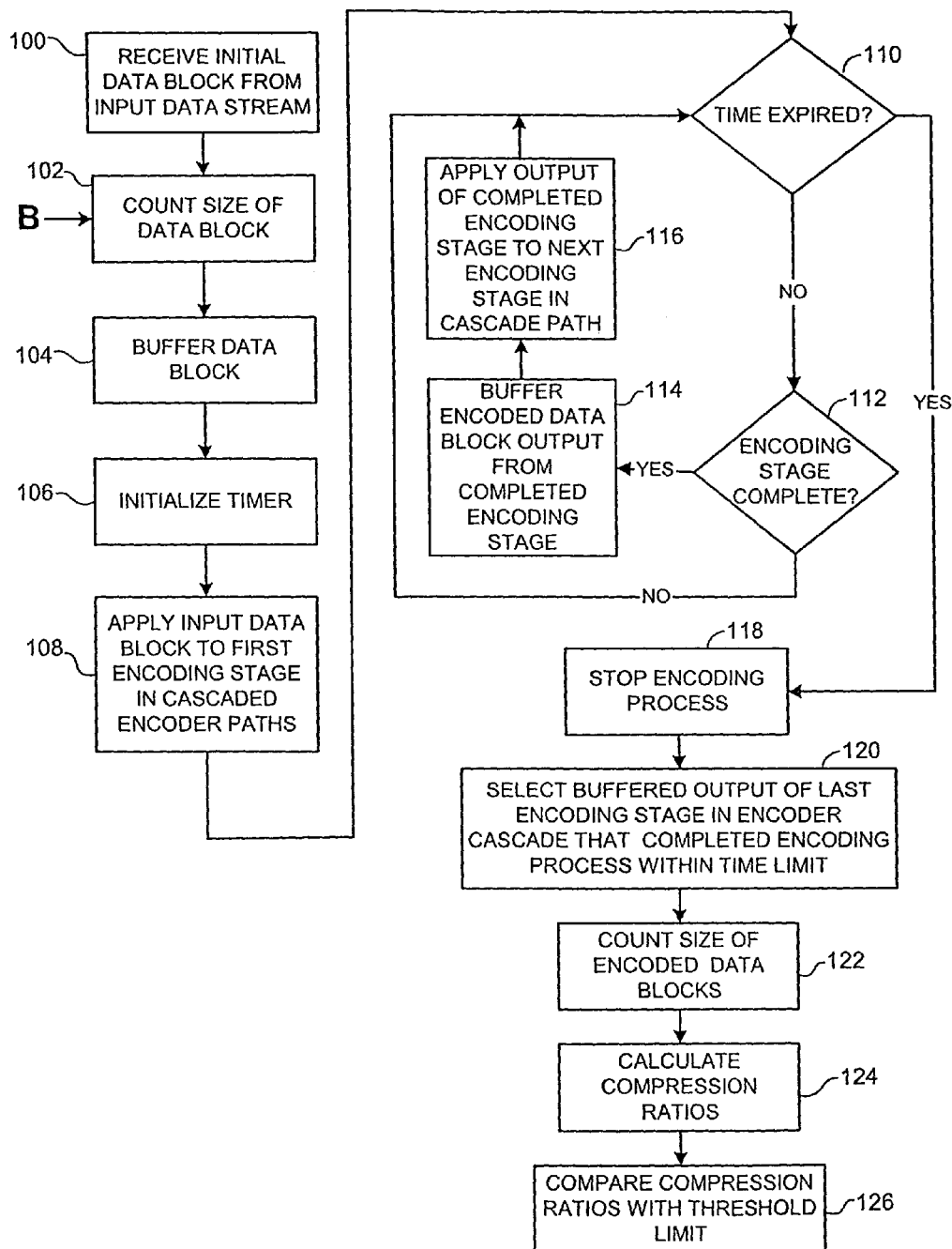
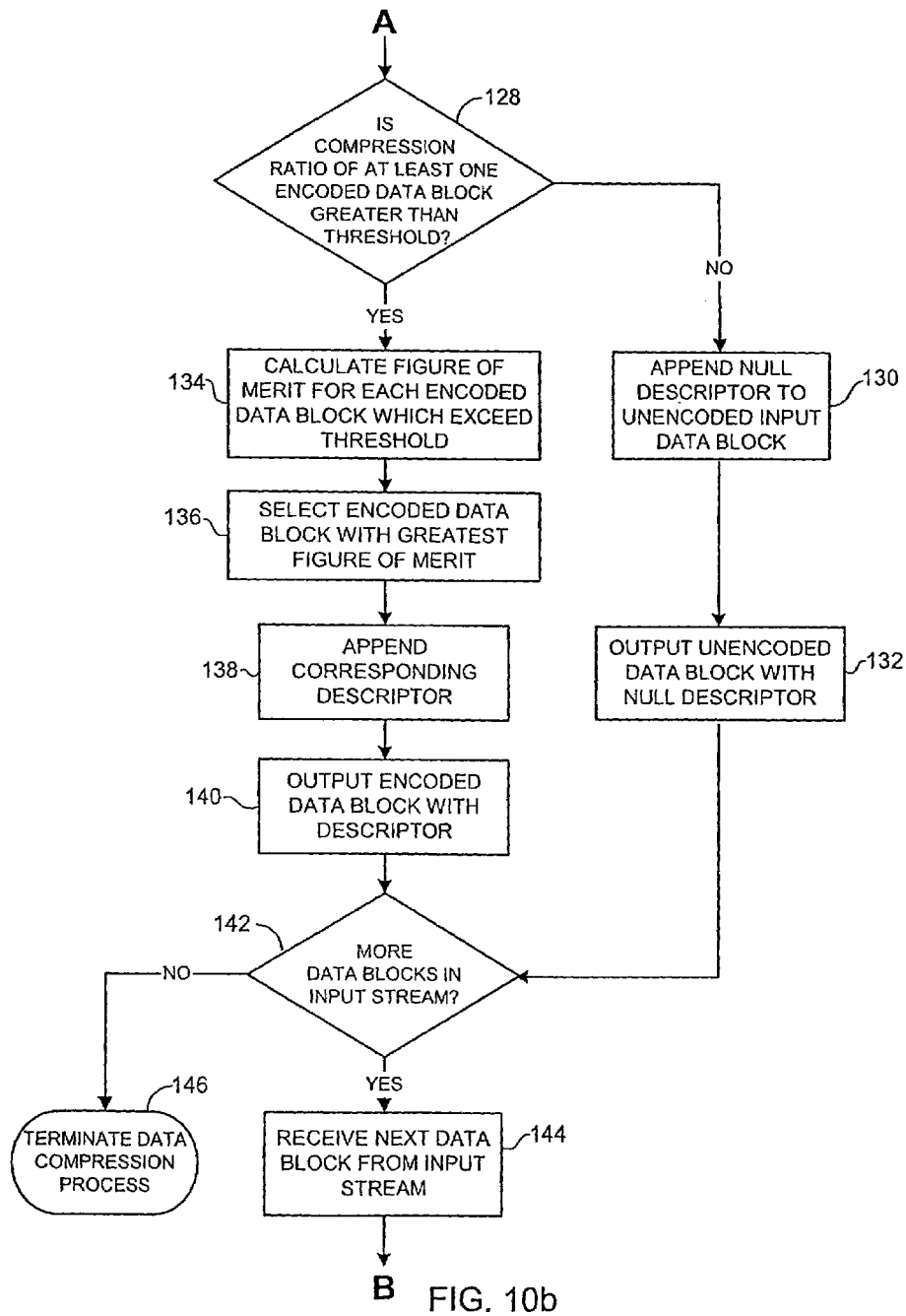


FIG. 10a

A





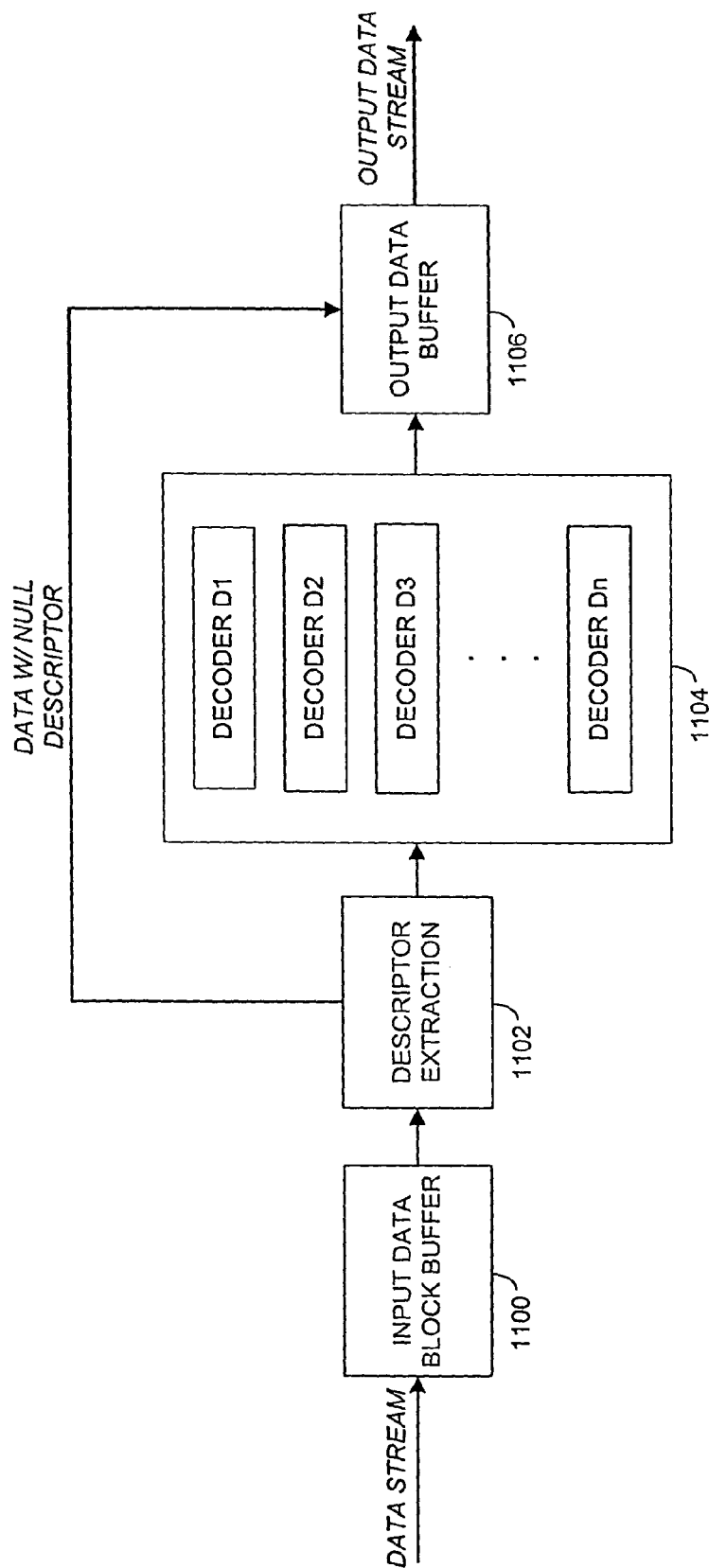


FIG. 11

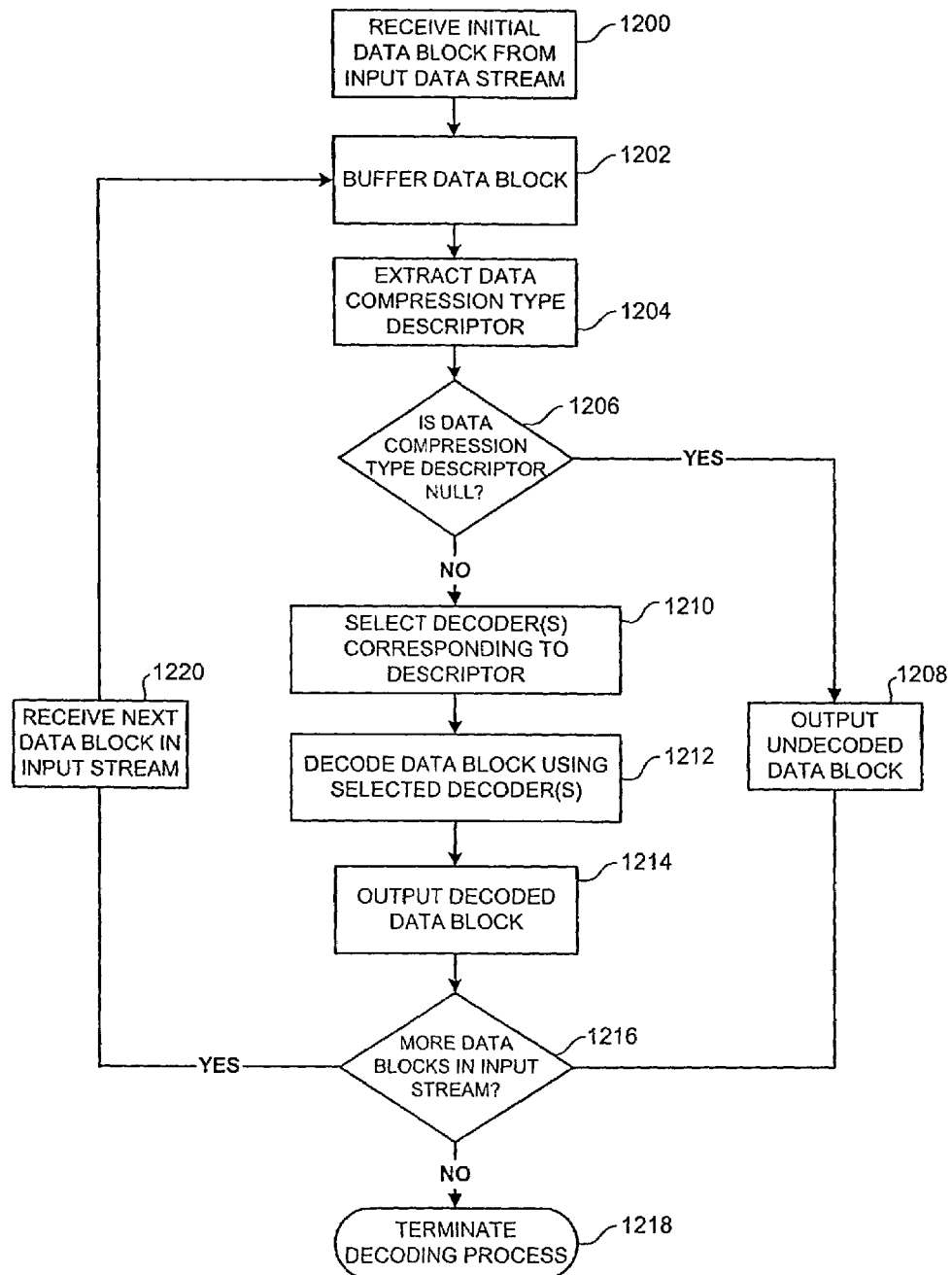


FIG. 12

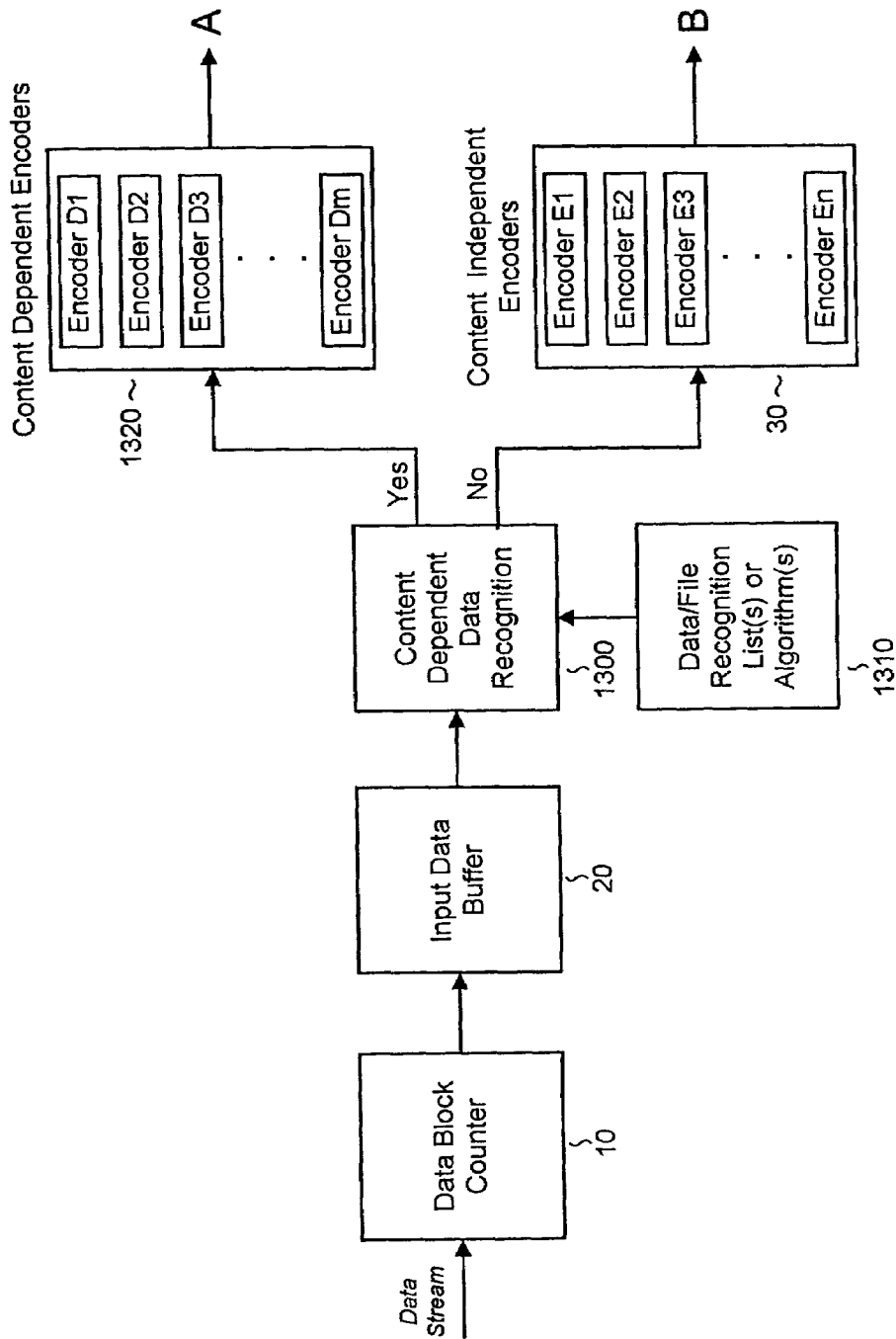


FIGURE 13A

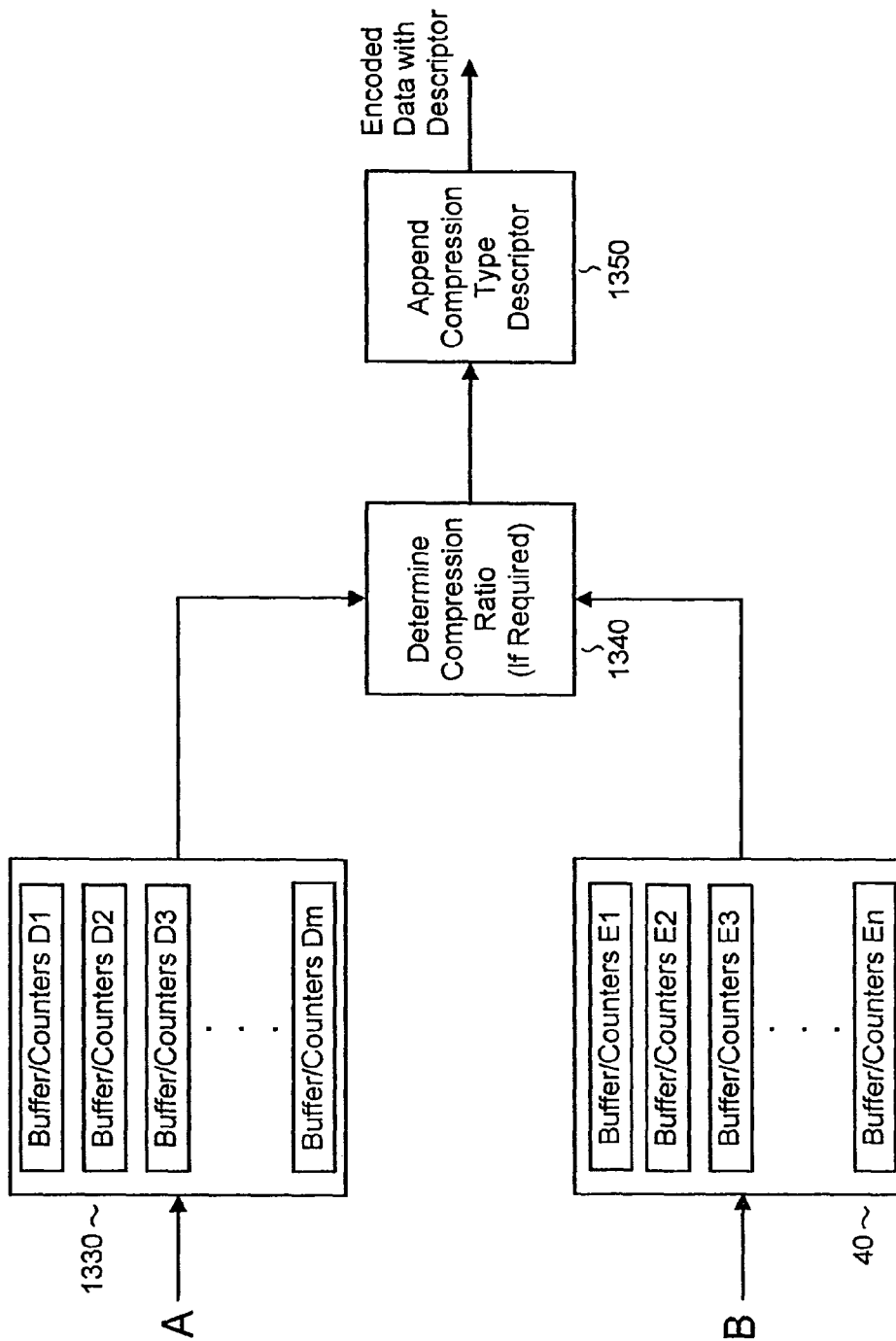


FIGURE 13B

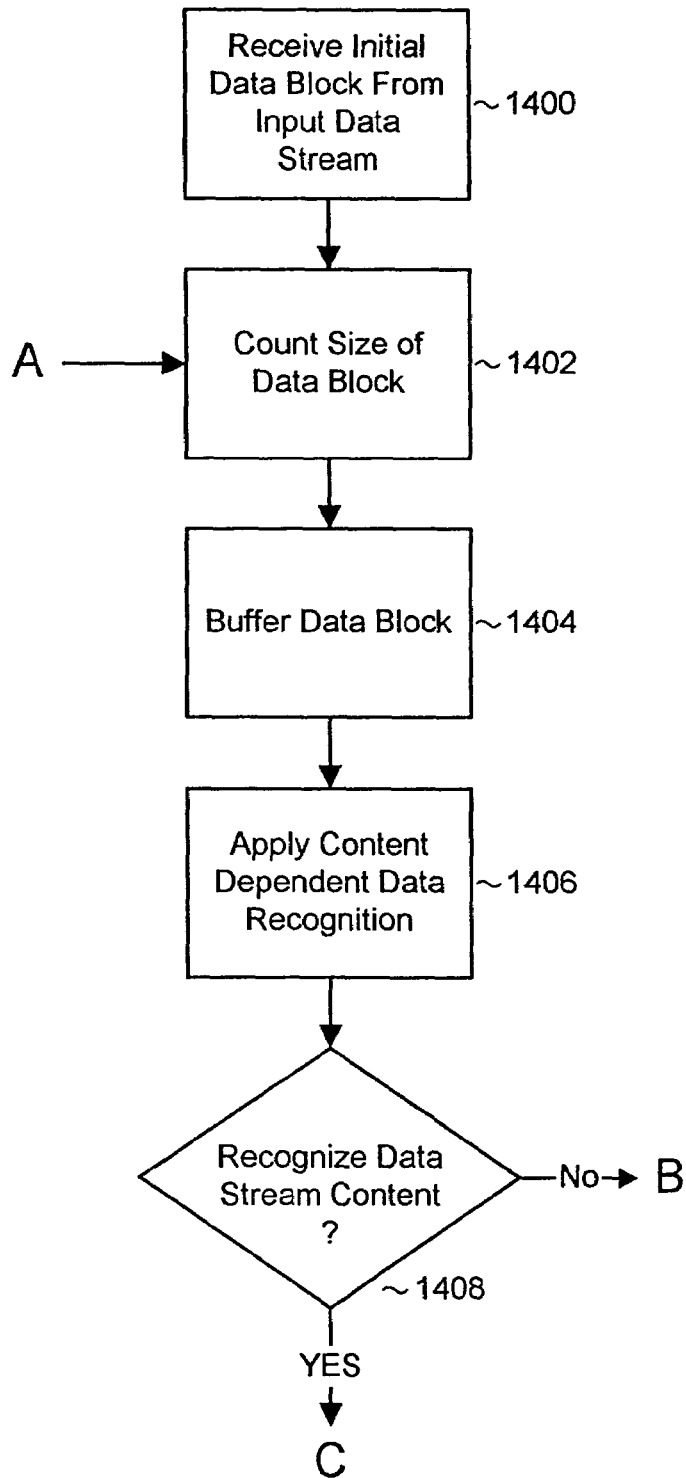


FIGURE 14A

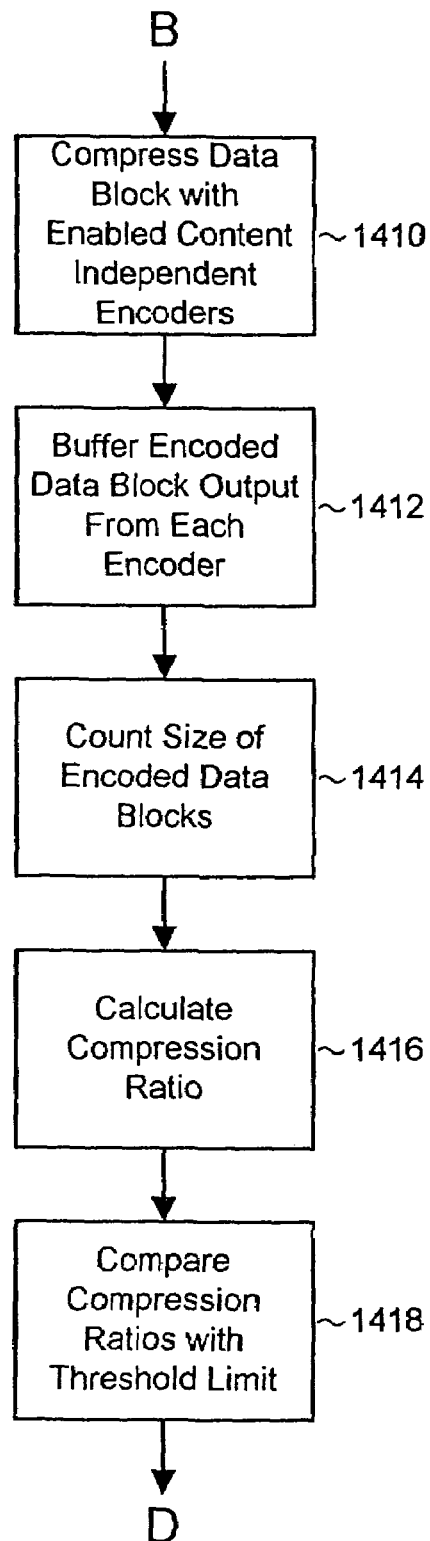


FIGURE 14B

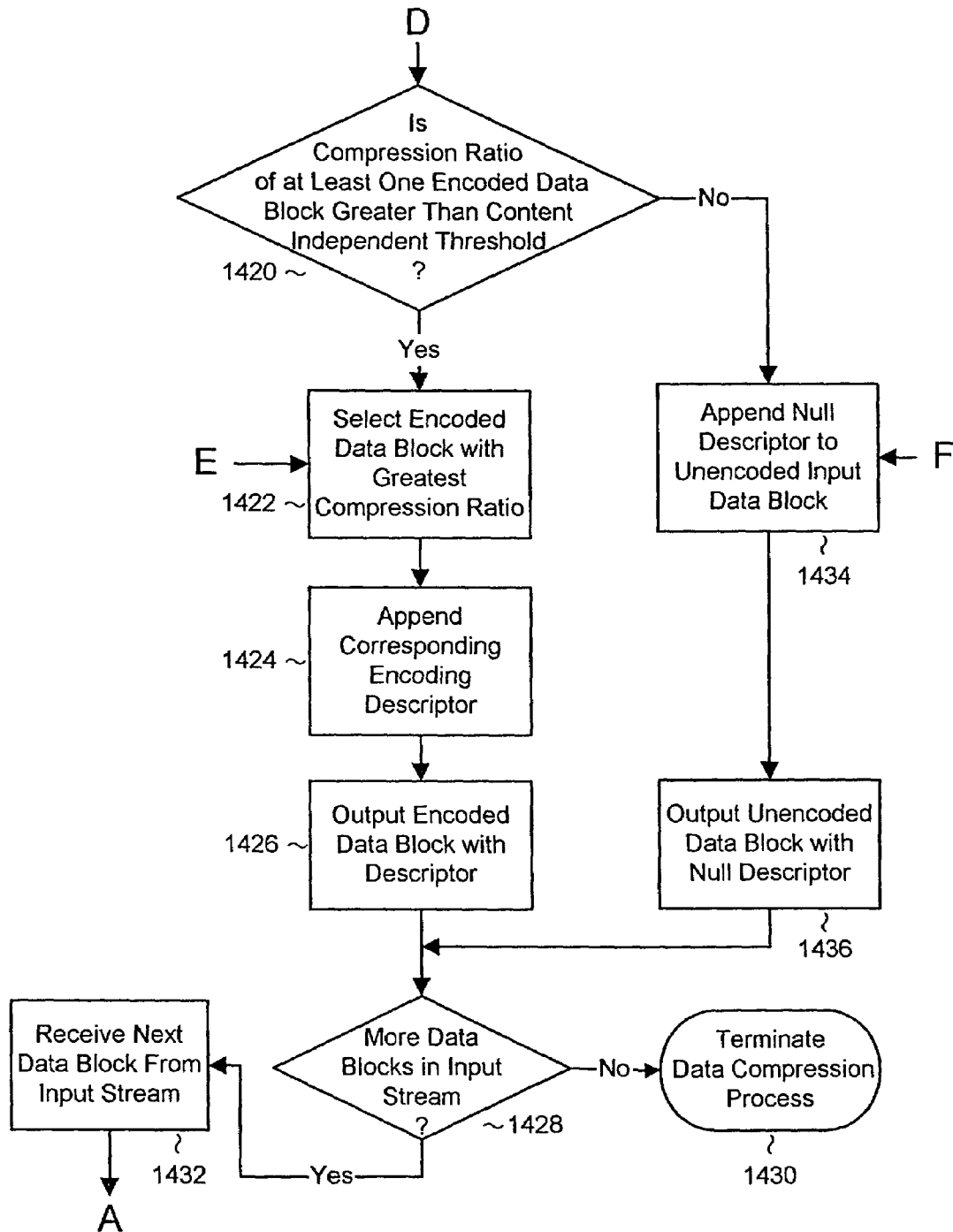


FIGURE 14C



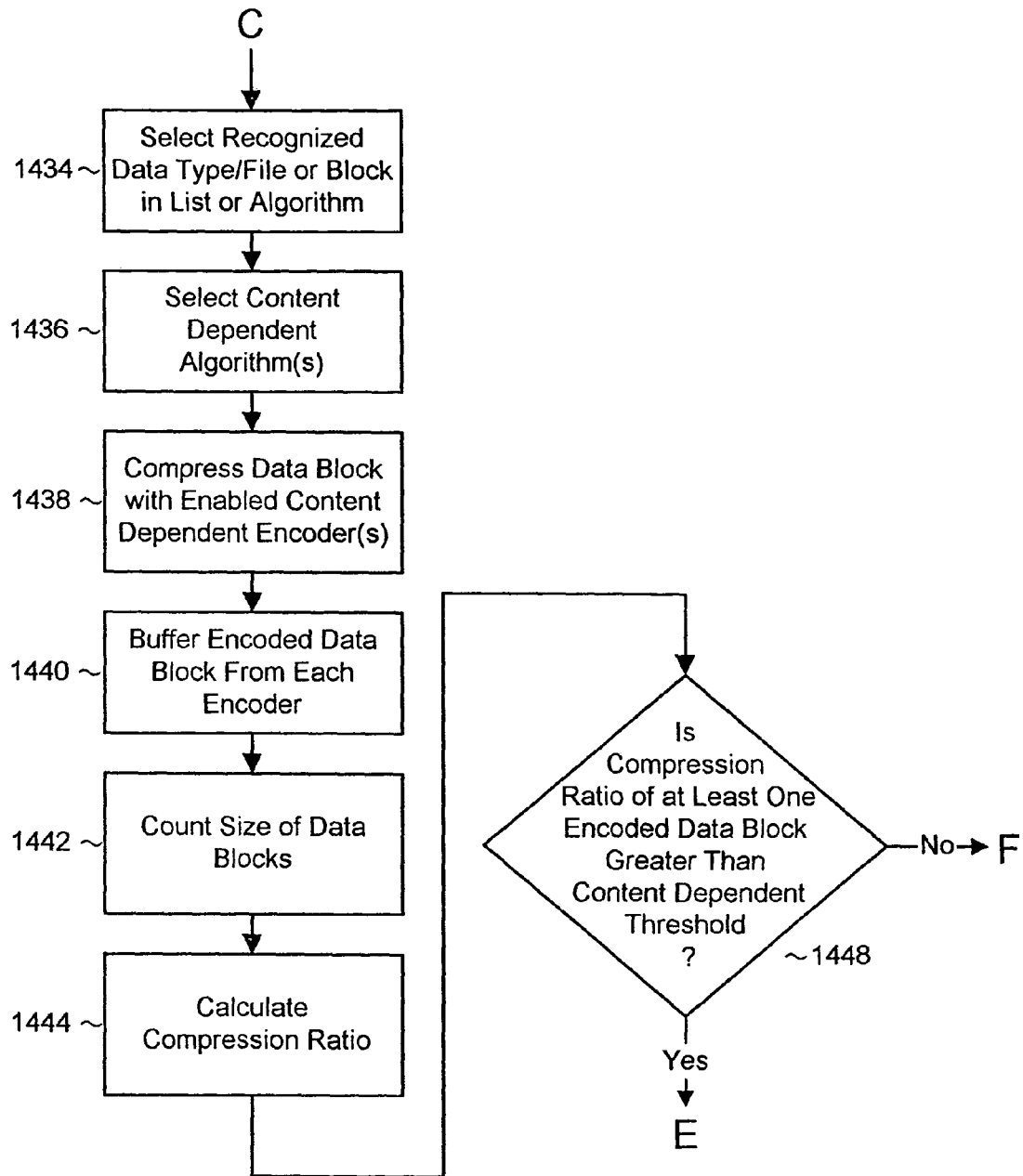


FIGURE 14D

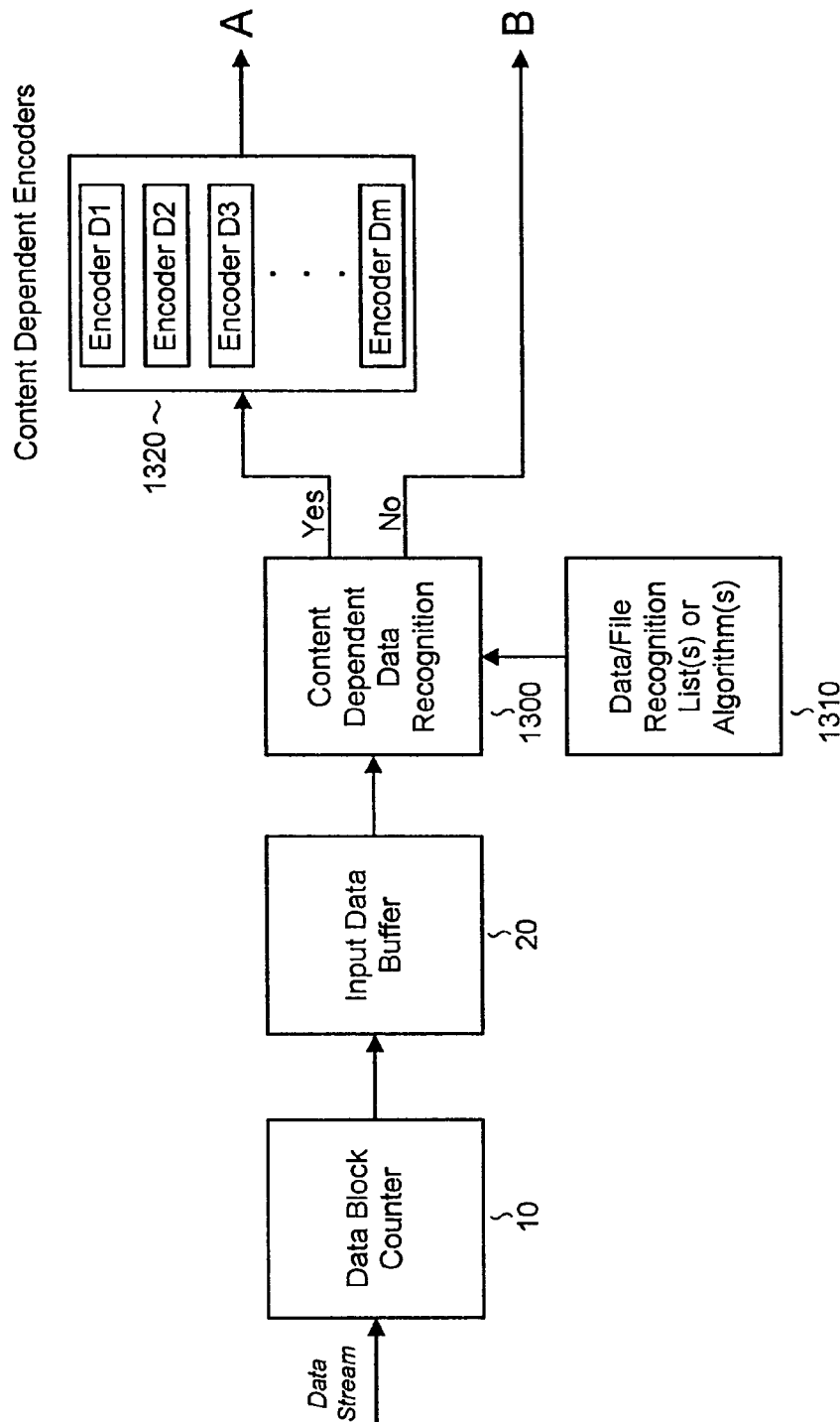


FIGURE 15A

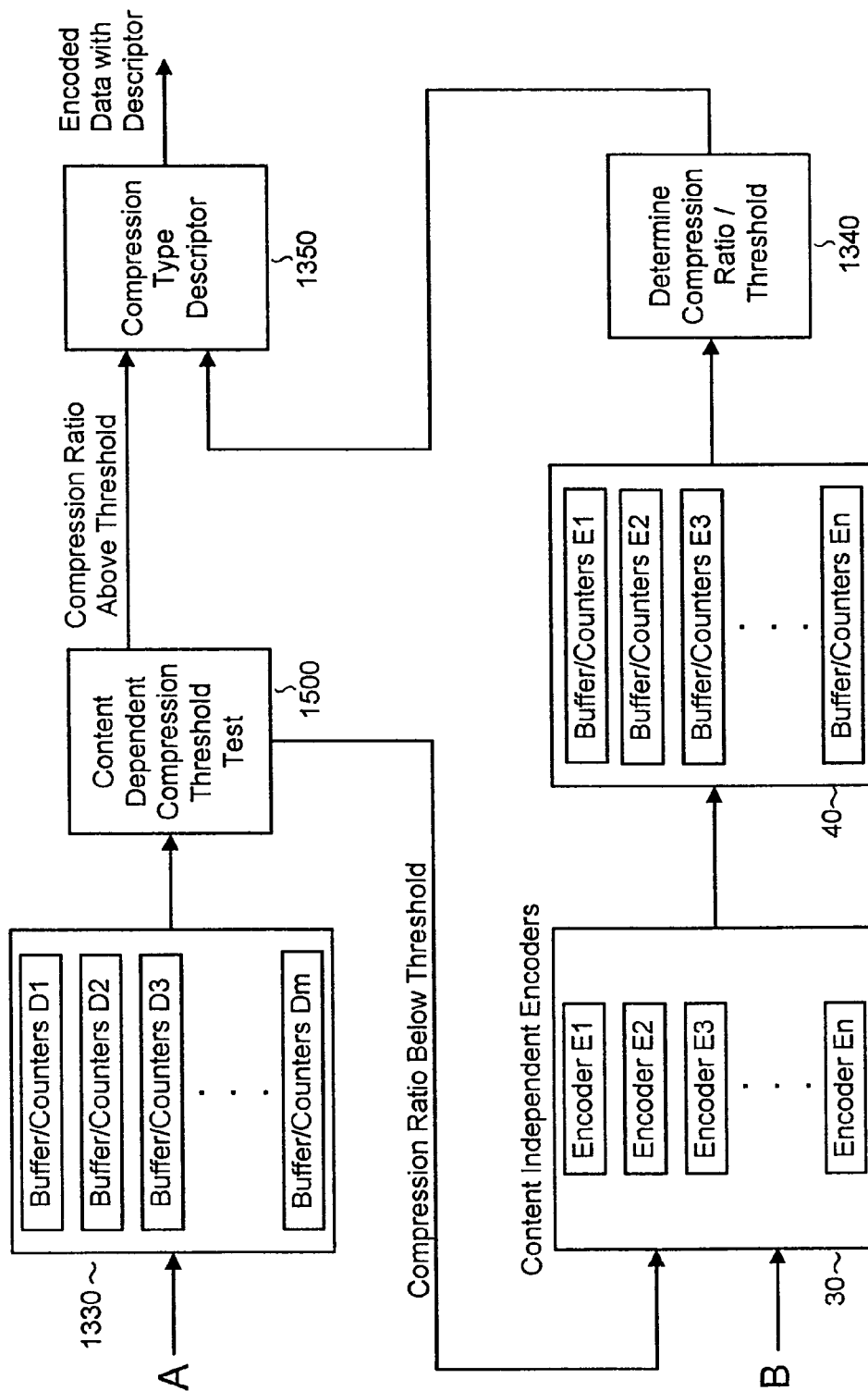


FIGURE 15B

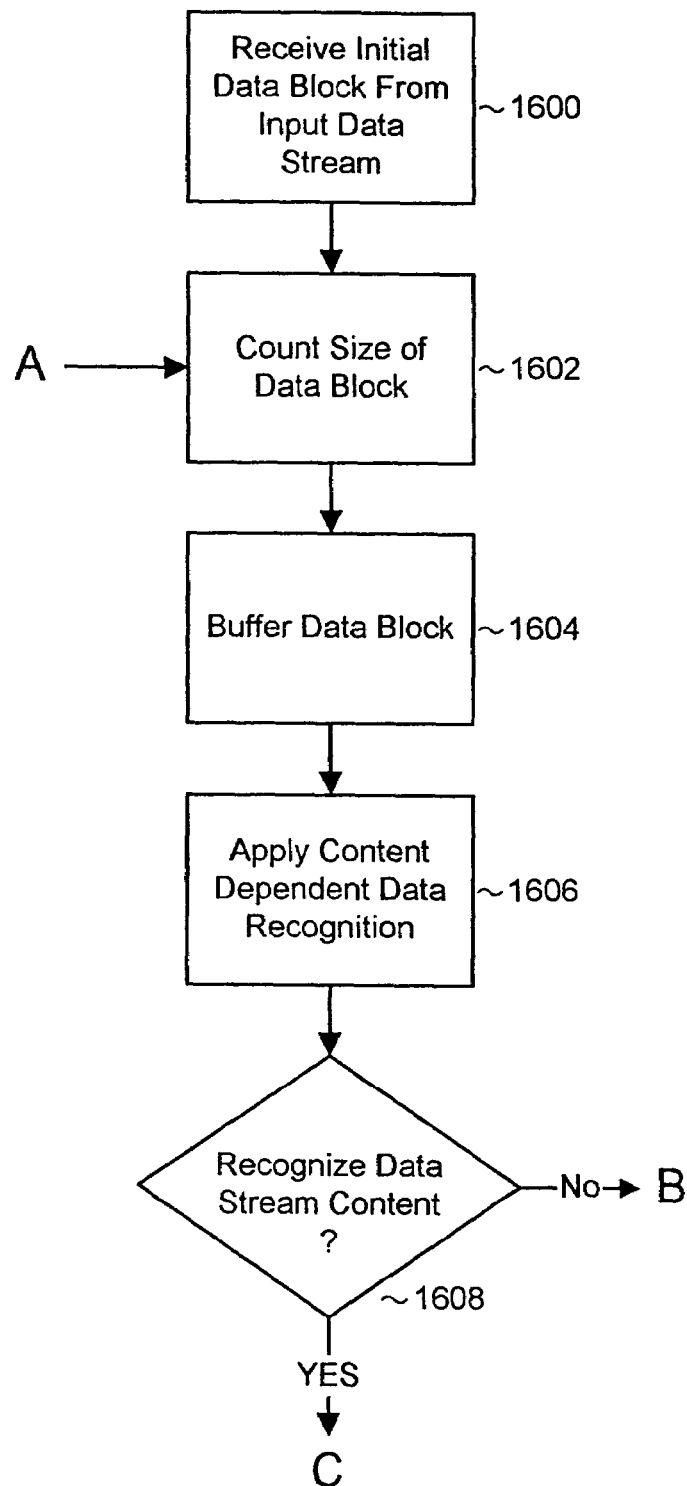


FIGURE 16A

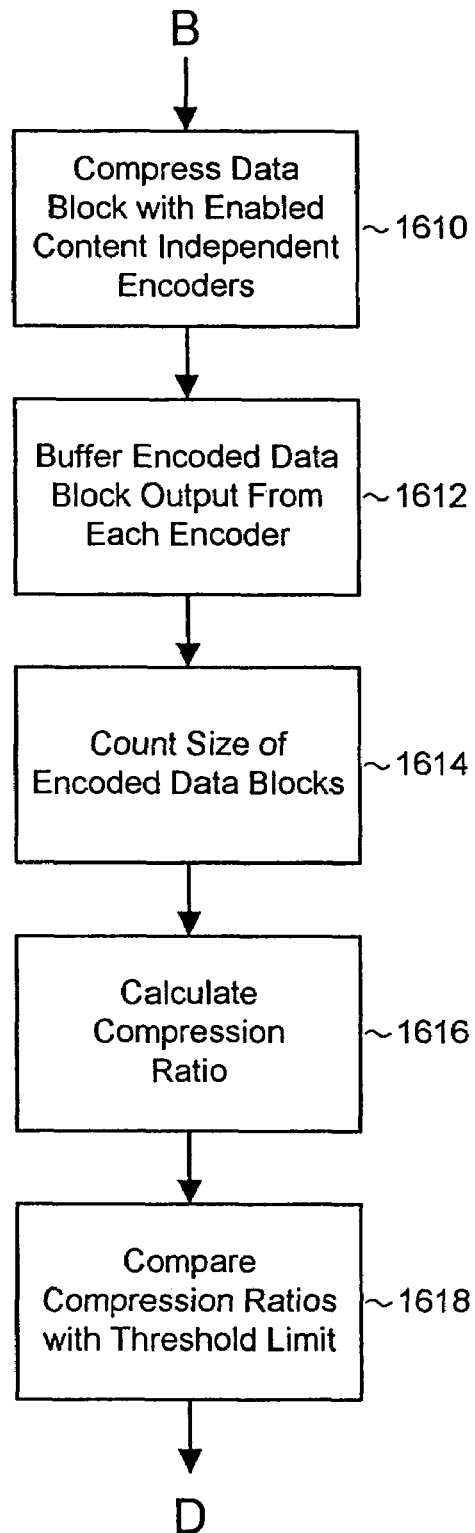


FIGURE 16B

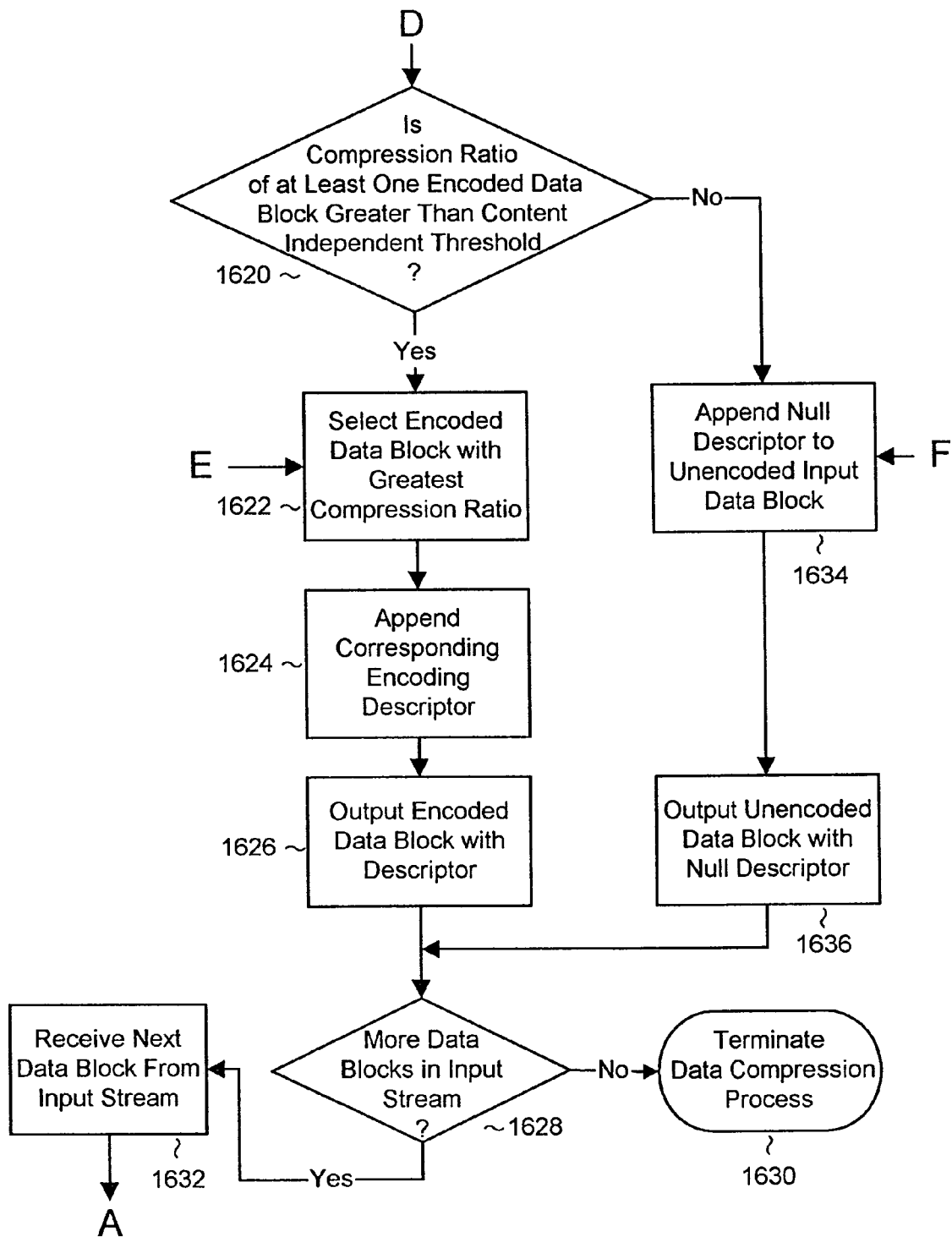


FIGURE 16C

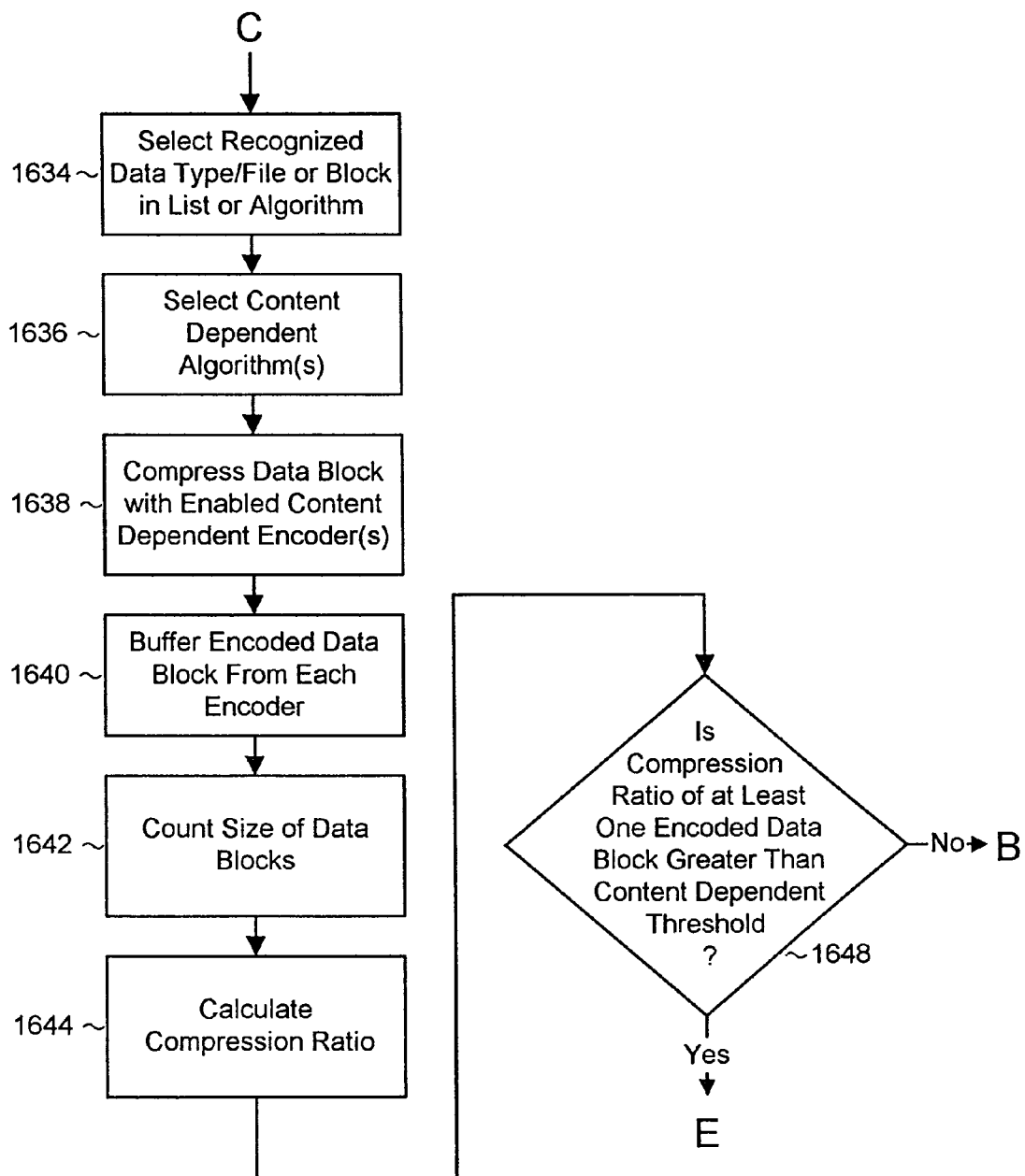


FIGURE 16D

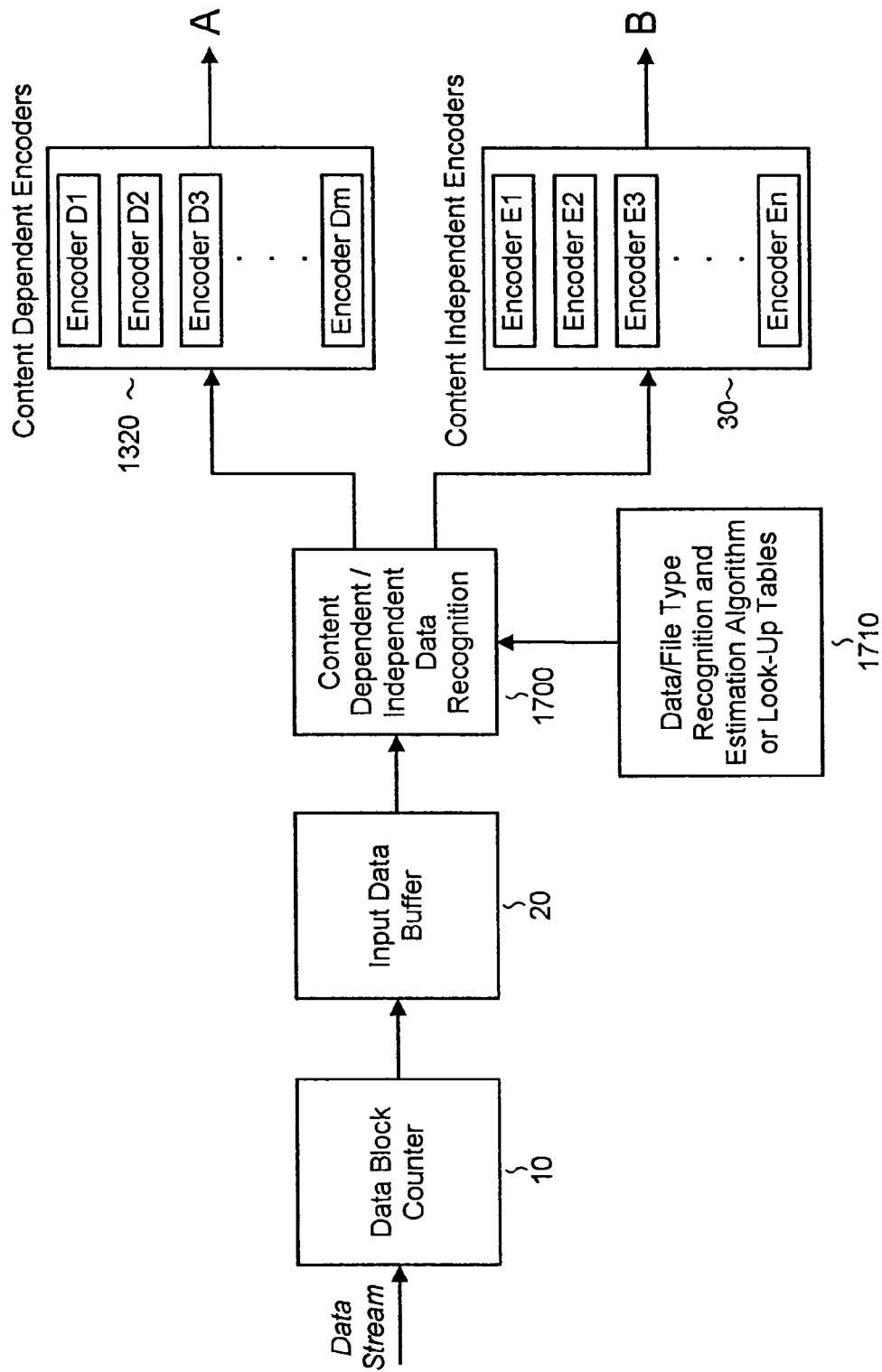


FIGURE 17A



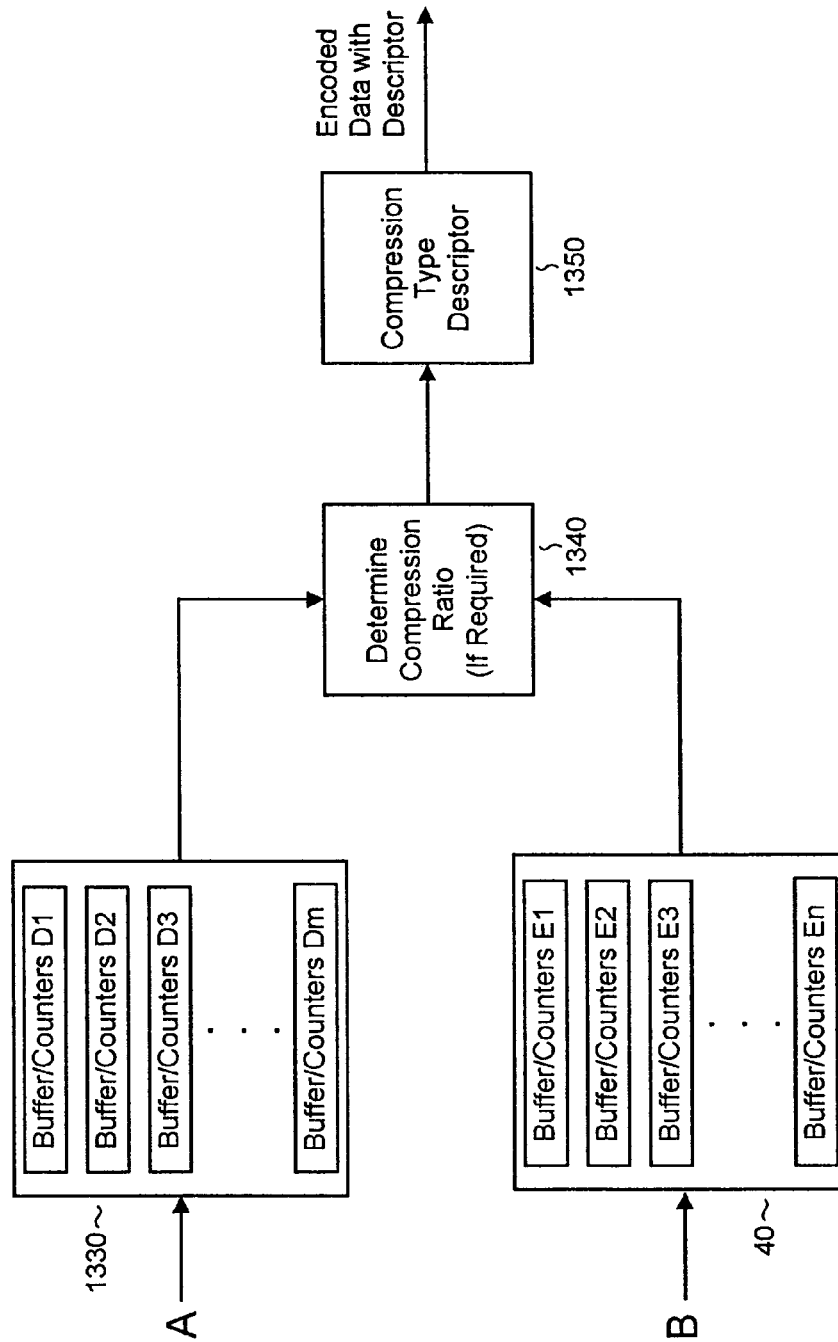


FIGURE 17B

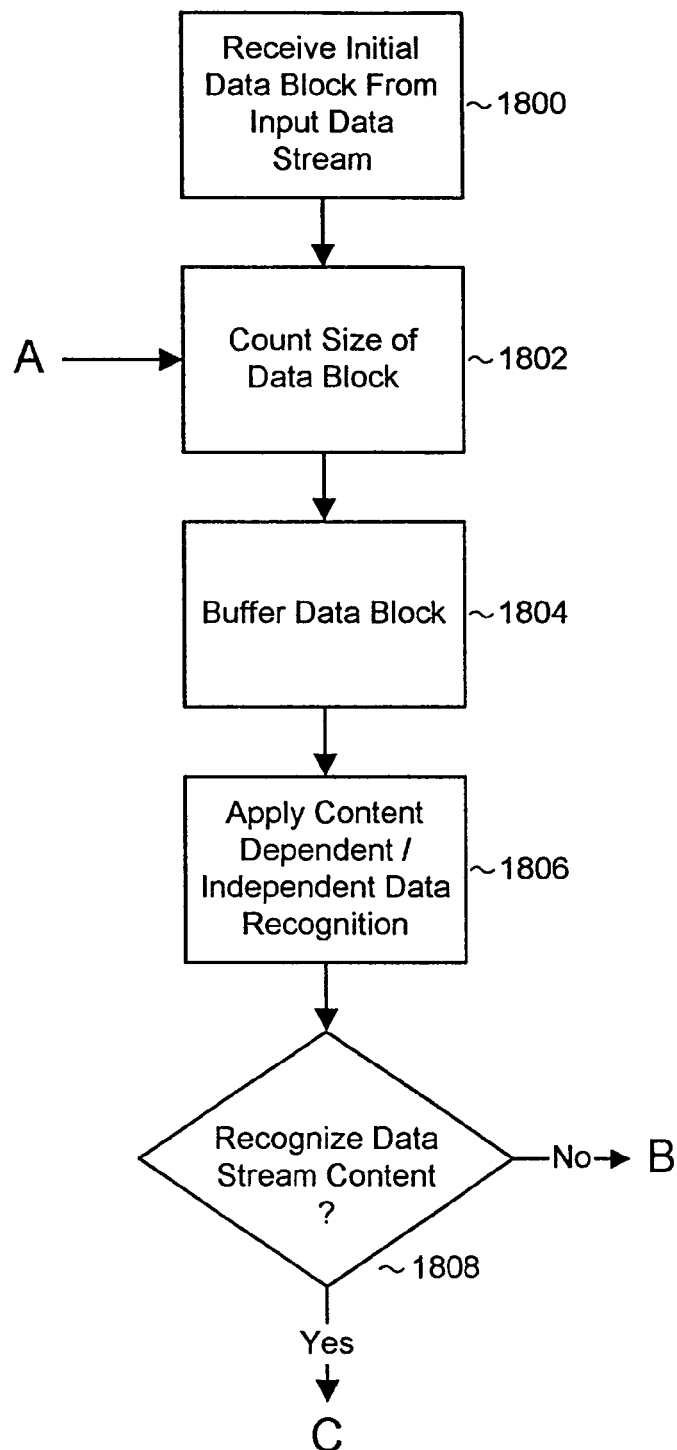


FIGURE 18A

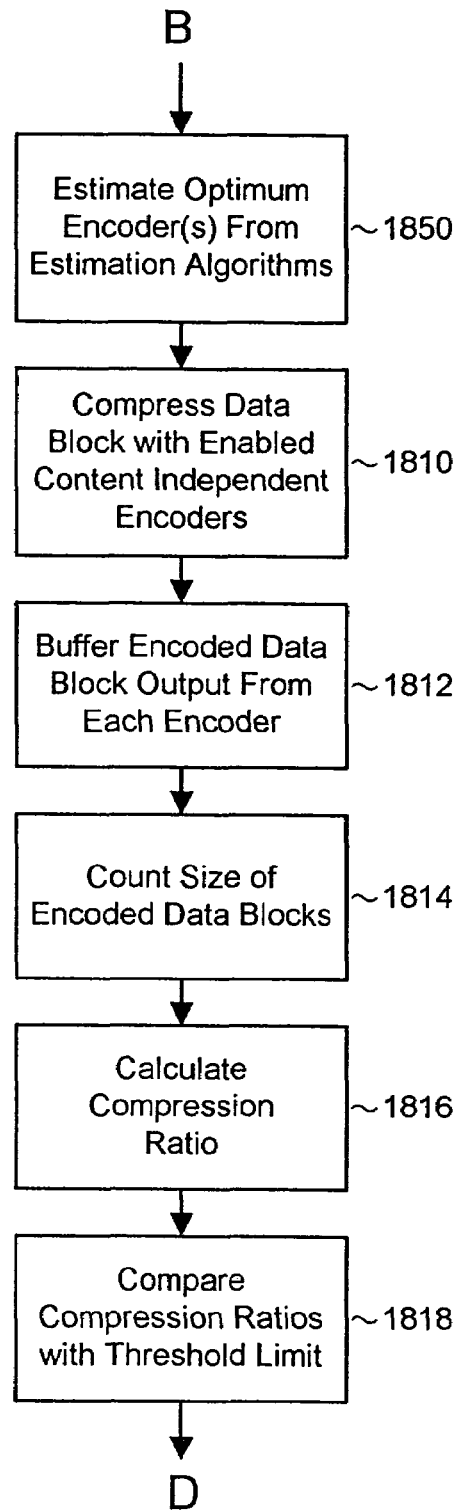


FIGURE 18B

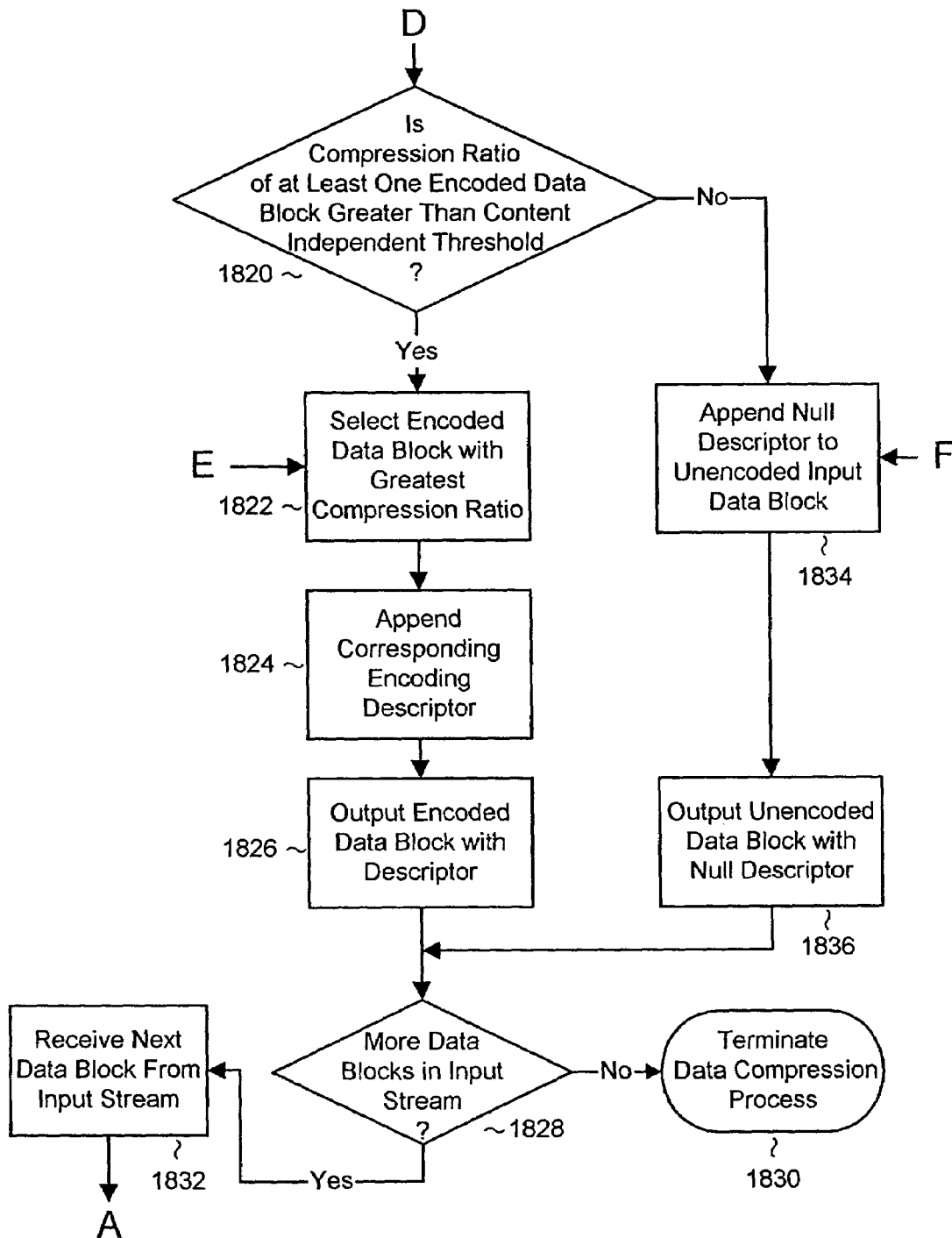


FIGURE 18C

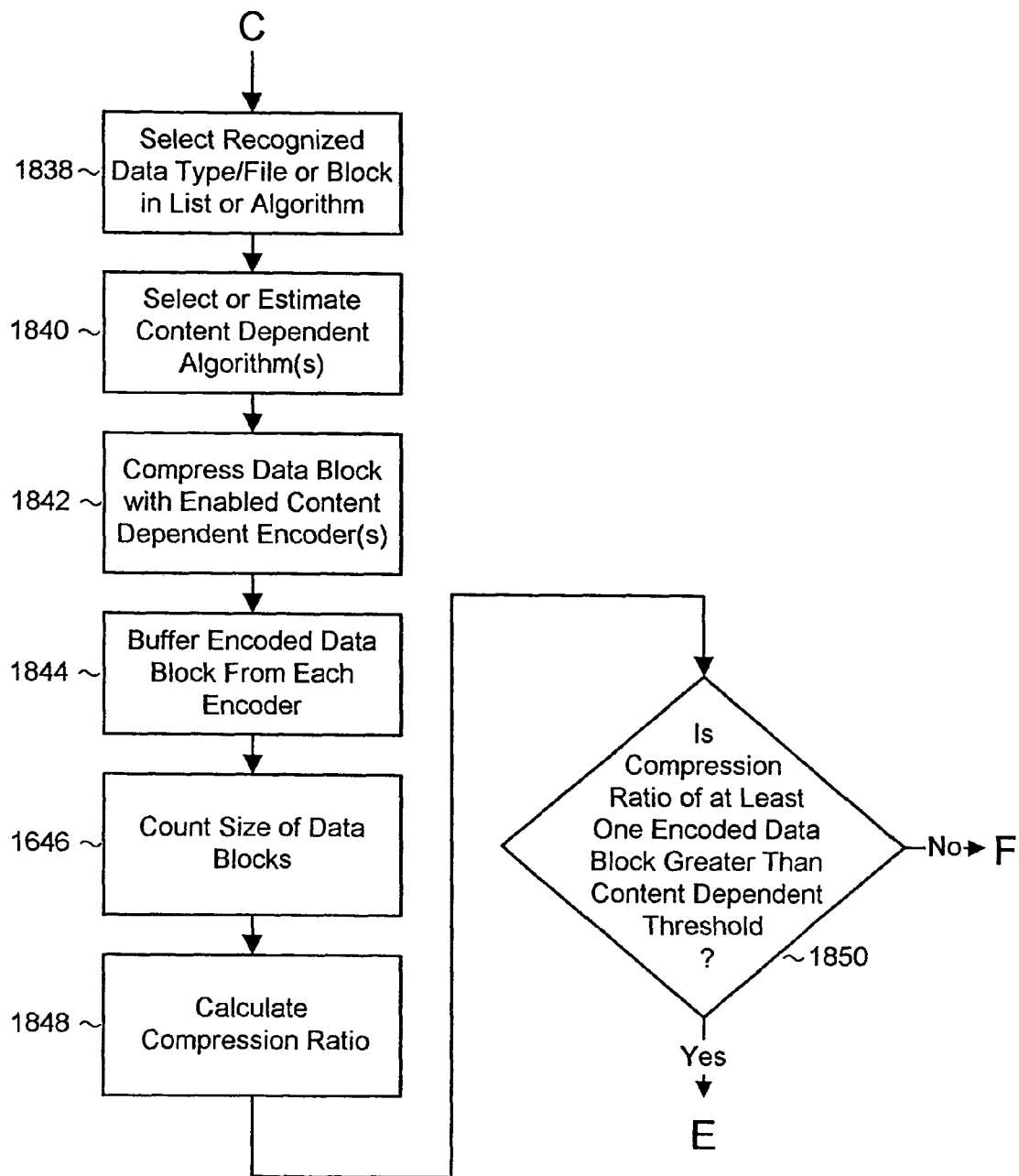


FIGURE 18D

1

# SYSTEMS AND METHODS FOR DATA COMPRESSION SUCH AS CONTENT DEPENDENT DATA COMPRESSION

## CROSS-REFERENCE TO RELATED APPLICATIONS

This application is a Continuation of U.S. application Ser. No. 10/016,355 filed on Oct. 29, 2001, is a U.S. Pat. No. 6,624,761, which is a Continuation-In-Part of U.S. patent application Ser. No. 09/705,446, filed on Nov. 3, 2000, now U.S. Pat. No. 6,309,424, issued on Oct. 30, 2001, which is a Continuation of U.S. patent application Ser. No. 09/210,491, filed on Dec. 11, 1998, which is now U.S. Pat. No. 6,195,024, issued on Feb. 27, 2001.

## BACKGROUND

### 1. Technical Field

The present invention relates generally to a data compression and decompression and, more particularly, to systems and methods for data compression using content independent and content dependent data compression and decompression.

### 2. Description of Related Art

Information may be represented in a variety of manners. Discrete information such as text and numbers are easily represented in digital data. This type of data representation is known as symbolic digital data. Symbolic digital data is thus an absolute representation of data such as a letter, figure, character, mark, machine code, or drawing.

Continuous information such as speech, music, audio, images and video, frequently exists in the natural world as analog information. As is well known to those skilled in the art, recent advances in very large scale integration (VLSI) digital computer technology have enabled both discrete and analog information to be represented with digital data. Continuous information represented as digital data is often referred to as diffuse data. Diffuse digital data is thus a representation of data that is of low information density and is typically not easily recognizable to humans in its native form.

There are many advantages associated with digital data representation. For instance, digital data is more readily processed, stored, and transmitted due to its inherently high noise immunity. In addition, the inclusion of redundancy in digital data representation enables error detection and/or correction. Error detection and/or correction capabilities are dependent upon the amount and type of data redundancy, available error detection and correction processing, and extent of data corruption.

One outcome of digital data representation is the continuing need for increased capacity in data processing, storage, and transmittal. This is especially true for diffuse data where increases in fidelity and resolution create exponentially greater quantities of data. Data compression is widely used to reduce the amount of data required to process, transmit, or store a given quantity of information. In general, there are two types of data compression techniques that may be utilized either separately or jointly to encode/decode data: lossless and lossy data compression.

Lossy data compression techniques provide for an inexact representation of the original uncompressed data such that the decoded (or reconstructed) data differs from the original unencoded/uncompressed data. Lossy data compression is also known as irreversible or noisy compression. Entropy is defined as the quantity of information in a given set of data.

2

Thus, one obvious advantage of lossy data compression is that the compression ratios can be larger than the entropy limit, all at the expense of information content. Many lossy data compression techniques seek to exploit various traits within the human senses to eliminate otherwise imperceptible data. For example, lossy data compression of visual imagery might seek to delete information content in excess of the display resolution or contrast ratio.

On the other hand, lossless data compression techniques provide an exact representation of the original uncompressed data. Simply stated, the decoded (or reconstructed) data is identical to the original unencoded/uncompressed data. Lossless data compression is also known as reversible or noiseless compression. Thus, lossless data compression has, as its current limit, a minimum representation defined by the entropy of a given data set.

There are various problems associated with the use of lossless compression techniques. One fundamental problem encountered with most lossless data compression techniques are their content sensitive behavior. This is often referred to as data dependency. Data dependency implies that the compression ratio achieved is highly contingent upon the content of the data being compressed. For example, database files often have large unused fields and high data redundancies, offering the opportunity to losslessly compress data at ratios of 5 to 1 or more. In contrast, concise software programs have little to no data redundancy and, typically, will not losslessly compress better than 2 to 1.

Another problem with lossless compression is that there are significant variations in the compression ratio obtained when using a single lossless data compression technique for data streams having different data content and data size. This process is known as natural variation.

A further problem is that negative compression may occur when certain data compression techniques act upon many types of highly compressed data. Highly compressed data appears random and many data compression techniques will substantially expand, not compress this type of data.

For a given application, there are many factors that govern the applicability of various data compression techniques. These factors include compression ratio, encoding and decoding processing requirements, encoding and decoding time delays, compatibility with existing standards, and implementation complexity and cost, along with the adaptability and robustness to variations in input data. A direct relationship exists in the current art between compression ratio and the amount and complexity of processing required. One of the limiting factors in most existing prior art lossless data compression techniques is the rate at which the encoding and decoding processes are performed. Hardware and software implementation tradeoffs are often dictated by encoder and decoder complexity along with cost.

Another problem associated with lossless compression methods is determining the optimal compression technique for a given set of input data and intended application. To combat this problem, there are many conventional content dependent techniques that may be utilized. For instance, file type descriptors are typically appended to file names to describe the application programs that normally act upon the data contained within the file. In this manner data types, data structures, and formats within a given file may be ascertained. Fundamental limitations with this content dependent technique include:

(1) the extremely large number of application programs, some of which do not possess published or documented file formats, data structures, or data type descriptors;

3

(2) the ability for any data compression supplier or consortium to acquire, store, and access the vast amounts of data required to identify known file descriptors and associated data types, data structures, and formats; and

(3) the rate at which new application programs are developed and the need to update file format data descriptions accordingly.

An alternative technique that approaches the problem of selecting an appropriate lossless data compression technique is disclosed, for example, in U.S. Pat. No. 5,467,087 to Chu entitled "High Speed Lossless Data Compression System" ("Chu"). FIG. 1 illustrates an embodiment of this data compression and decompression technique. Data compression 1 comprises two phases, a data pre-compression phase 2 and a data compression phase 3. Data decompression 4 of a compressed input data stream is also comprised of two phases, a data type retrieval phase 5 and a data decompression phase 6. During the data compression process 1, the data pre-compressor 2 accepts an uncompressed data stream, identifies the data type of the input stream, and generates a data type identification signal. The data compressor 3 selects a data compression method from a preselected set of methods to compress the input data stream, with the intention of producing the best available compression ratio for that particular data type.

There are several limitations associated with the Chu method. One such limitation is the need to unambiguously identify various data types. While these might include such common data types as ASCII, binary, or unicode, there, in fact, exists a broad universe of data types that fall outside the three most common data types.

Examples of these alternate data types include: signed and unsigned integers of various lengths, differing types and precision of floating point numbers, pointers, other forms of character text, and a multitude of user defined data types. Additionally, data types may be interspersed or partially compressed, making data type recognition difficult and/or impractical. Another limitation is that given a known data type, or mix of data types within a specific set or subset of input data, it may be difficult and/or impractical to predict which data encoding technique yields the highest compression ratio.

Accordingly, there is a need for a data compression system and method that would address limitations in conventional data compression techniques as described above.

### SUMMARY OF THE INVENTION

The present invention is directed to systems and methods for providing fast and efficient data compression using a combination of content independent data compression and content dependent data compression. In one aspect of the invention, a method for compressing data comprises the steps of:

analyzing a data block of an input data stream to identify a data type of the data block, the input data stream comprising a plurality of disparate data types;

performing content dependent data compression on the data block, if the data type of the data block is identified;

performing content independent data compression on the data block, if the data type of the data block is not identified.

In another aspect, the step of performing content independent data compression comprises: encoding the data block with a plurality of encoders to provide a plurality of encoded data blocks; determining a compression ratio obtained for each of the encoders; comparing each of the determined compression ratios with a first compression

4

threshold; selecting for output the input data block and appending a null compression descriptor to the input data block, if all of the encoder compression ratios do not meet the first compression threshold; and selecting for output the encoded data block having the highest compression ratio and appending a corresponding compression type descriptor to the selected encoded data block, if at least one of the compression ratios meet the first compression threshold.

In another aspect, the step of performing content dependent compression comprises the steps of: selecting one or more encoders associated with the identified data type and encoding the data block with the selected encoders to provide a plurality of encoded data blocks; determining a compression ratio obtained for each of the selected encoders; comparing each of the determined compression ratios with a second compression threshold; selecting for output the input data block and appending a null compression descriptor to the input data block, if all of the encoder compression do not meet the second compression threshold; and selecting for output the encoded data block having the highest compression ratio and appending a corresponding compression type descriptor to the selected encoded data block, if at least one of the compression ratios meet the second compression threshold.

In yet another aspect, the step of performing content independent data compression on the data block, if the data type of the data block is not identified, comprises the steps of: estimating a desirability of using of one or more encoder types based one characteristics of the data block; and compressing the data block using one or more desirable encoders.

In another aspect, the step of performing content dependent data compression on the data block, if the data type of the data block is identified, comprises the steps of: estimating a desirability of using of one or more encoder types based on characteristics of the data block; and compressing the data block using one or more desirable encoders.

In another aspect, the step of analyzing the data block comprises analyzing the data block to recognize one of a data type, data structure, data block format, file substructure, and/or file types. A further step comprises maintaining an association between encoder types and data types, data structures, data block formats, file substructure, and/or file types.

In yet another aspect of the invention, a method for compressing data comprises the steps of:

analyzing a data block of an input data stream to identify a data type of the data block, the input data stream comprising a plurality of disparate data types;

performing content dependent data compression on the data block, if the data type of the data block is identified;

determining a compression ratio of the compressed data block obtained using the content dependent compression and comparing the compression ratio with a first compression threshold; and

performing content independent data compression on the data block, if the data type of the data block is not identified or if the compression ratio of the compressed data block obtained using the content dependent compression does not meet the first compression threshold.

Advantageously, the present invention employs a plurality of encoders applying a plurality of compression techniques on an input data stream so as to achieve maximum compression in accordance with the real-time or pseudo real-time data rate constraint.

5

Thus, the output bit rate is not fixed and the amount, if any, of permissible data quality degradation is user or data specified.

These and other aspects, features and advantages of the present invention will become apparent from the following detailed description of preferred embodiments, which is to be read in connection with the accompanying drawings.

#### BRIEF DESCRIPTION OF THE DRAWINGS

FIG. 1 is a block/flow diagram of a content dependent high-speed lossless data compression and decompression system/method according to the prior art;

FIG. 2 is a block diagram of a content independent data compression system according to one embodiment of the present invention;

FIGS. 3a and 3b comprise a flow diagram of a data compression method according to one aspect of the present invention, which illustrates the operation of the data compression system of FIG. 2;

FIG. 4 is a block diagram of a content independent data compression system according to another embodiment of the present invention having an enhanced metric for selecting an optimal encoding technique;

FIGS. 5a and 5b comprise a flow diagram of a data compression method according to another aspect of the present invention, which illustrates the operation of the data compression system of FIG. 4;

FIG. 6 is a block diagram of a content independent data compression system according to another embodiment of the present invention having an a priori specified timer that provides real-time or pseudo real-time of output data;

FIGS. 7a and 7b comprise a flow diagram of a data compression method according to another aspect of the present invention, which illustrates the operation of the data compression system of FIG. 6;

FIG. 8 is a block diagram of a content independent data compression system according to another embodiment having an a priori specified timer that provides real-time or pseudo real-time of output data and an enhanced metric for selecting an optimal encoding technique;

FIG. 9 is a block diagram of a content independent data compression system according to another embodiment of the present invention having an encoding architecture comprising a plurality of sets of serially cascaded encoders;

FIGS. 10a and 10b comprise a flow diagram of a data compression method according to another aspect of the present invention, which illustrates the operation of the data compression system of FIG. 9;

FIG. 11 is block diagram of a content independent data decompression system according to one embodiment of the present invention;

FIG. 12 is a flow diagram of a data decompression method according to one aspect of the present invention, which illustrates the operation of the data compression system of FIG. 11;

FIGS. 13a and 13b comprise a block diagram of a data compression system comprising content dependent and content independent data compression, according to an embodiment of the present invention;

FIGS. 14a–14d comprise a flow diagram of a data compression method using both content dependent and content independent data compression, according to one aspect of the present invention;

FIGS. 15a and 15b comprise a block diagram of a data compression system comprising content dependent and con-

6

tent independent data compression, according to another embodiment of the present invention;

FIGS. 16a–16d comprise a flow diagram of a data compression method using both content dependent and content independent data compression, according to another aspect of the present invention;

FIGS. 17a and 17b comprise a block diagram of a data compression system comprising content dependent and content independent data compression, according to another embodiment of the present invention; and

FIGS. 18a–18d comprise a flow diagram of a data compression method using both content dependent and content independent data compression, according to another aspect of the present invention.

#### DETAILED DESCRIPTION OF PREFERRED EMBODIMENTS

The present invention is directed to systems and methods for providing data compression and decompression using content independent and content dependent data compression and decompression. In the following description, it is to be understood that system elements having equivalent or similar functionality are designated with the same reference numerals in the Figures. It is to be further understood that the present invention may be implemented in various forms of hardware, software, firmware, or a combination thereof. In particular, the system modules described herein are preferably implemented in software as an application program that is executable by, e.g., a general purpose computer or any machine or device having any suitable and preferred microprocessor architecture. Preferably, the present invention is implemented on a computer platform including hardware such as one or more central processing units (CPU), a random access memory (RAM), and input/output (I/O) interface(s). The computer platform also includes an operating system and microinstruction code. The various processes and functions described herein may be either part of the microinstruction code or application programs which are executed via the operating system. In addition, various other peripheral devices may be connected to the computer platform such as an additional data storage device and a printing device.

It is to be further understood that, because some of the constituent system components described herein are preferably implemented as software modules, the actual system connections shown in the Figures may differ depending upon the manner in which the systems are programmed. It is to be appreciated that special purpose microprocessors may be employed to implement the present invention. Given the teachings herein, one of ordinary skill in the related art will be able to contemplate these and similar implementations or configurations of the present invention.

Referring now to FIG. 2 a block diagram illustrates a content independent data compression system according to one embodiment of the present invention. The data compression system includes a counter module 10 that receives as input an uncompressed or compressed data stream. It is to be understood that the system processes the input data stream in data blocks that may range in size from individual bits through complete files or collections of multiple files. Additionally, the data block size may be fixed or variable. The counter module 10 counts the size of each input data block (i.e., the data block size is counted in bits, bytes, words, any convenient data multiple or metric, or any combination thereof).



7

An input data buffer **20**, operatively connected to the counter module **10**, may be provided for buffering the input data stream in order to output an uncompressed data stream in the event that, as discussed in further detail below, every encoder fails to achieve a level of compression that exceeds an a priori specified minimum compression ratio threshold. It is to be understood that the input data buffer **20** is not required for implementing the present invention.

An encoder module **30** is operatively connected to the buffer **20** and comprises a set of encoders **E1, E2, E3 . . . En**. The encoder set **E1, E2, E3 . . . En** may include any number “n” of those lossless encoding techniques currently well known within the art such as run length, Huffman, Lempel-Ziv Dictionary Compression, arithmetic coding, data compaction, and data null suppression. It is to be understood that the encoding techniques are selected based upon their ability to effectively encode different types of input data. It is to be appreciated that a full complement of encoders are preferably selected to provide a broad coverage of existing and future data types.

The encoder module **30** successively receives as input each of the buffered input data blocks (or unbuffered input data blocks from the counter module **10**). Data compression is performed by the encoder module **30** wherein each of the encoders **E1 . . . En** processes a given input data block and outputs a corresponding set of encoded data blocks. It is to be appreciated that the system affords a user the option to enable/disable any one or more of the encoders **E1 . . . En** prior to operation. As is understood by those skilled in the art, such feature allows the user to tailor the operation of the data compression system for specific applications. It is to be further appreciated that the encoding process may be performed either in parallel or sequentially. In particular, the encoders **E1** through **En** of encoder module **30** may operate in parallel (i.e., simultaneously processing a given input data block by utilizing task multiplexing on a single central processor, via dedicated hardware, by executing on a plurality of processor or dedicated hardware systems, or any combination thereof). In addition, encoders **E1** through **En** may operate sequentially on a given unbuffered or buffered input data block. This process is intended to eliminate the complexity and additional processing overhead associated with multiplexing concurrent encoding techniques on a single central processor and/or dedicated hardware, set of central processors and/or dedicated hardware, or any achievable combination. It is to be further appreciated that encoders of the identical type may be applied in parallel to enhance encoding speed. For instance, encoder **E1** may comprise two parallel Huffman encoders for parallel processing of an input data block.

A buffer/counter module **40** is operatively connected to the encoding module **30** for buffering and counting the size of each of the encoded data blocks output from **30** encoder module **30**. Specifically, the buffer/counter **30** comprises a plurality of buffer/counters **BC1, BC2, BC3 . . . BCn**, each operatively associated with a corresponding one of the encoders **E1 . . . En**. A compression ratio module **50**, operatively connected to the output buffer/counter **40**, determines the compression ratio obtained for each of the enabled encoders **E1 . . . En** by taking the ratio of the size of the input data block to the size of the output data block stored in the corresponding buffer/counters **BC1 . . . BCn**. In addition, the compression ratio module **50** compares each compression ratio with an a priori-specified compression ratio threshold limit to determine if at least one of the encoded data blocks output from the enabled encoders **E1 . . . En** achieves a compression that exceeds an a priori-specified threshold. As

8

is understood by those skilled in the art, the threshold limit may be specified as any value inclusive of data expansion, no data compression or expansion, or any arbitrarily desired compression limit. A description module **60**, operatively coupled to the compression ratio module **50**, appends a corresponding compression type descriptor to each encoded data block which is selected for output so as to indicate the type of compression format of the encoded data block.

The operation of the data compression system of FIG. **2** will now be discussed in further detail with reference to the flow diagram of FIGS. **3a** and **3b**. A data stream comprising one or more data blocks is input into the data compression system and the first data block in the stream is received (step **300**). As stated above, data compression is performed on a per data block basis. Accordingly, the first input data block in the input data stream is input into the counter module **10** that counts the size of the data block (step **302**). The data block is then stored in the buffer **20** (step **304**). The data block is then sent to the encoder module **30** and compressed by each (enabled) encoder **E1 . . . En** (step **306**). Upon completion of the encoding of the input data block, an encoded data block is output from each (enabled) encoder **E1 . . . En** and maintained in a corresponding buffer (step **308**), and the encoded data block size is counted (step **310**).

Next, a compression ratio is calculated for each encoded data block by taking the ratio of the size of the input data block (as determined by the input counter **10**) to the size of each encoded data block output from the enabled encoders (step **312**). Each compression ratio is then compared with an a priori-specified compression ratio threshold (step **314**). It is to be understood that the threshold limit may be specified as any value inclusive of data expansion, no data compression or expansion, or any arbitrarily desired compression limit. It is to be further understood that notwithstanding that the current limit for lossless data compression is the entropy limit (the present definition of information content) for the data, the present invention does not preclude the use of future developments in lossless data compression that may increase lossless data compression ratios beyond what is currently known within the art.

After the compression ratios are compared with the threshold, a determination is made as to whether the compression ratio of at least one of the encoded data blocks exceeds the threshold limit (step **316**). If there are no encoded data blocks having a compression ratio that exceeds the compression ratio threshold limit (negative determination in step **316**), then the original unencoded input data block is selected for output and a null data compression type descriptor is appended thereto (step **318**). A null data compression type descriptor is defined as any recognizable data token or descriptor that indicates no data encoding has been applied to the input data block. Accordingly, the unencoded input data block with its corresponding null data compression type descriptor is then output for subsequent data processing, storage, or transmittal (step **320**).

On the other hand, if one or more of the encoded data blocks possess a compression ratio greater than the compression ratio threshold limit (affirmative result in step **316**), then the encoded data block having the greatest compression ratio is selected (step **322**). An appropriate data compression type descriptor is then appended (step **324**). A data compression type descriptor is defined as any recognizable data token or descriptor that indicates which data encoding technique has been applied to the data. It is to be understood that, since encoders of the identical type may be applied in parallel to enhance encoding speed (as discussed above), the data compression type descriptor identifies the correspond-

9

ing encoding technique applied to the encoded data block, not necessarily the specific encoder. The encoded data block having the greatest compression ratio along with its corresponding data compression type descriptor is then output for subsequent data processing, storage, or transmittal (step 326).

After the encoded data block or the unencoded data input data block is output (steps 326 and 320), a determination is made as to whether the input data stream contains additional data blocks to be processed (step 328). If the input data stream includes additional data blocks (affirmative result in step 328), the next successive data block is received (step 330), its block size is counted (return to step 302) and the data compression process is repeated. This process is iterated for each data block in the input data stream. Once the final input data block is processed (negative result in step 328), data compression of the input data stream is finished (step 322).

Since a multitude of data types may be present within a given input data block, it is often difficult and/or impractical to predict the level of compression that will be achieved by a specific encoder. Consequently, by processing the input data blocks with a plurality of encoding techniques and comparing the compression results, content free data compression is advantageously achieved. It is to be appreciated that this approach is scalable through future generations of processors, dedicated hardware, and software. As processing capacity increases and costs reduce, the benefits provided by the present invention will continue to increase. It should again be noted that the present invention may employ any lossless data encoding technique.

Referring now to FIG. 4, a block diagram illustrates a content independent data compression system according to another embodiment of the present invention. The data compression system depicted in FIG. 4 is similar to the data compression system of FIG. 2 except that the embodiment of FIG. 4 includes an enhanced metric functionality for selecting an optimal encoding technique. In particular, each of the encoders E1 . . . En in the encoder module 30 is tagged with a corresponding one of user-selected encoder desirability factors 70. Encoder desirability is defined as an a priori user specified factor that takes into account any number of user considerations including, but not limited to, compatibility of the encoded data with existing standards, data error robustness, or any other aggregation of factors that the user wishes to consider for a particular application. Each encoded data block output from the encoder module 30 has a corresponding desirability factor appended thereto. A figure of merit module 80, operatively coupled to the compression ratio module 50 and the descriptor module 60, is provided for calculating a figure of merit for each of the encoded data blocks which possess a compression ratio greater than the compression ratio threshold limit. The figure of merit for each encoded data block is comprised of a weighted average of the a priori user specified threshold and the corresponding encoder desirability factor. As discussed below in further detail with reference to FIGS. 5a and 5b, the figure of merit substitutes the a priori user compression threshold limit for selecting and outputting encoded data blocks.

The operation of the data compression system of FIG. 4 will now be discussed in further detail with reference to the flow diagram of FIGS. 5a and 5b. A data stream comprising one or more data blocks is input into the data compression system and the first data block in the stream is received (step 500). The size of the first data block is then determined by the counter module 10 (step 502). The data block is then stored in the buffer 20 (step 504). The data block is then sent

10

to the encoder module 30 and compressed by each (enabled) encoder in the encoder set E1 . . . En (step 506). Each encoded data block processed in the encoder module 30 is tagged with an encoder desirability factor that corresponds to the particular encoding technique applied to the encoded data block (step 508). Upon completion of the encoding of the input data block, an encoded data block with its corresponding desirability factor is output from each (enabled) encoder E1 . . . En and maintained in a corresponding buffer (step 510), and the encoded data block size is counted (step 512).

Next, a compression ratio obtained by each enabled encoder is calculated by taking the ratio of the size of the input data block (as determined by the input counter 10) to the size of the encoded data block output from each enabled encoder (step 514). Each compression ratio is then compared with an a priori-specified compression ratio threshold (step 516). A determination is made as to whether the compression ratio of at least one of the encoded data blocks exceeds the threshold limit (step 518). If there are no encoded data blocks having a compression ratio that exceeds the compression ratio threshold limit (negative determination in step 518), then the original unencoded input data block is selected for output and a null data compression type descriptor (as discussed above) is appended thereto (step 520). Accordingly, the original unencoded input data block with its corresponding null data compression type descriptor is then output for subsequent data processing, storage, or transmittal (step 522).

On the other hand, if one or more of the encoded data blocks possess a compression ratio greater than the compression ratio threshold limit (affirmative result in step 518), then a figure of merit is calculated for each encoded data block having a compression ratio which exceeds the compression ratio threshold limit (step 524). Again, the figure of merit for a given encoded data block is comprised of a weighted average of the a priori user specified threshold and the corresponding encoder desirability factor associated with the encoded data block. Next, the encoded data block having the greatest figure of merit is selected for output (step 526). An appropriate data compression type descriptor is then appended (step 528) to indicate the data encoding technique applied to the encoded data block. The encoded data block (which has the greatest figure of merit) along with its corresponding data compression type descriptor is then output for subsequent data processing, storage, or transmittal (step 530).

After the encoded data block or the unencoded input data block is output (steps 530 and 522), a determination is made as to whether the input data stream contains additional data blocks to be processed (step 532). If the input data stream includes additional data blocks (affirmative result in step 532), then the next successive data block is received (step 534), its block size is counted (return to step 502) and the data compression process is iterated for each successive data block in the input data stream. Once the final input data block is processed (negative result in step 532), data compression of the input data stream is finished (step 536).

Referring now to FIG. 6, a block diagram illustrates a data compression system according to another embodiment of the present invention. The data compression system depicted in FIG. 6 is similar to the data compression system discussed in detail above with reference to FIG. 2 except that the embodiment of FIG. 6 includes an a priori specified timer that provides real-time or pseudo real-time output data. In particular, an interval timer 90, operatively coupled to the encoder module 30, is preloaded with a user specified time

## 11

value. The role of the interval timer (as will be explained in greater detail below with reference to FIGS. 7a and 7b) is to limit the processing time for each input data block processed by the encoder module 30 so as to ensure that the real-time, pseudo real-time, or other time critical nature of the data compression processes is preserved.

The operation of the data compression system of FIG. 6 will now be discussed in further detail with reference to the flow diagram of FIGS. 7a and 7b. A data stream comprising one or more data blocks is input into the data compression system and the first data block in the data stream is received (step 700), and its size is determined by the counter module 10 (step 702). The data block is then stored in buffer 20 (step 704).

Next, concurrent with the completion of the receipt and counting of the first data block, the interval timer 90 is initialized (step 706) and starts counting towards a user-specified time limit. The input data block is then sent to the encoder module 30 wherein data compression of the data block by each (enabled) encoder E1 . . . En commences (step 708). Next, a determination is made as to whether the user specified time expires before the completion of the encoding process (steps 710 and 712). If the encoding process is completed before or at the expiration of the timer, i.e., each encoder (E1 through En) completes its respective encoding process (negative result in step 710 and affirmative result in step 712), then an encoded data block is output from each (enabled) encoder E1 . . . En and maintained in a corresponding buffer (step 714).

On the other hand, if the timer expires (affirmative result in 710), the encoding process is halted (step 716). Then, encoded data blocks from only those enabled encoders E1 . . . En that have completed the encoding process are selected and maintained in buffers (step 718). It is to be appreciated that it is not necessary (or in some cases desirable) that some or all of the encoders complete the encoding process before the interval timer expires. Specifically, due to encoder data dependency and natural variation, it is possible that certain encoders may not operate quickly enough and, therefore, do not comply with the timing constraints of the end use. Accordingly, the time limit ensures that the real-time or pseudo real-time nature of the data encoding is preserved.

After the encoded data blocks are buffered (step 714 or 718), the size of each encoded data block is counted (step 720). Next, a compression ratio is calculated for each encoded data block by taking the ratio of the size of the input data block (as determined by the input counter 10) to the size of the encoded data block output from each enabled encoder (step 722). Each compression ratio is then compared with an a priori-specified compression ratio threshold (step 724). A determination is made as to whether the compression ratio of at least one of the encoded data blocks exceeds the threshold limit (step 726). If there are no encoded data blocks having a compression ratio that exceeds the compression ratio threshold limit (negative determination in step 726), then the original unencoded input data block is selected for output and a null data compression type descriptor is appended thereto (step 728). The original unencoded input data block with its corresponding null data compression type descriptor is then output for subsequent data processing, storage, or transmittal (step 730).

On the other hand, if one or more of the encoded data blocks possess a compression ratio greater than the compression ratio threshold limit (affirmative result in step 726), then the encoded data block having the greatest compression ratio is selected (step 732). An appropriate data compression

## 12

type descriptor is then appended (step 734). The encoded data block having the greatest compression ratio along with its corresponding data compression type descriptor is then output for subsequent data processing, storage, or transmittal (step 736).

After the encoded data block or the unencoded input data block is output (steps 730 or 736), a determination is made as to whether the input data stream contains additional data blocks to be processed (step 738). If the input data stream includes additional data blocks (affirmative result in step 738), the next successive data block is received (step 740), its block size is counted (return to step 702) and the data compression process is repeated. This process is iterated for each data block in the input data stream, with each data block being processed within the user-specified time limit as discussed above. Once the final input data block is processed (negative result in step 738), data compression of the input data stream is complete (step 742).

Referring now to FIG. 8, a block diagram illustrates a content independent data compression system according to another embodiment of the present system. The data compression system of FIG. 8 incorporates all of the features discussed above in connection with the system embodiments of FIGS. 2, 4, and 6. For example, the system of FIG. 8 incorporates both the a priori specified timer for providing real-time or pseudo real-time of output data, as well as the enhanced metric for selecting an optimal encoding technique. Based on the foregoing discussion, the operation of the system of FIG. 8 is understood by those skilled in the art.

Referring now to FIG. 9, a block diagram illustrates a data compression system according to a preferred embodiment of the present invention. The system of FIG. 9 contains many of the features of the previous embodiments discussed above. However, this embodiment advantageously includes a cascaded encoder module 30c having an encoding architecture comprising a plurality of sets of serially-cascaded encoders Em,n, where "m" refers to the encoding path (i.e., the encoder set) and where "n" refers to the number of encoders in the respective path. It is to be understood that each set of serially cascaded encoders can include any number of disparate and/or similar encoders (i.e., n can be any value for a given path m).

The system of FIG. 9 also includes a output buffer module 40c which comprises a plurality of buffer/counters B/C m,n, each associated with a corresponding one of the encoders Em,n. In this embodiment, an input data block is sequentially applied to successive encoders (encoder stages) in the encoder path so as to increase the data compression ratio. For example, the output data block from a first encoder E1,1, is buffered and counted in B/C1,1, for subsequent processing by a second encoder E1,2. Advantageously, these parallel sets of sequential encoders are applied to the input data stream to effect content free lossless data compression. This embodiment provides for multi-stage sequential encoding of data with the maximum number of encoding steps subject to the available real-time, pseudo real-time, or other timing constraints.

As with each previously discussed embodiment, the encoders Em,n may include those lossless encoding techniques currently well known within the art, including: run length, Huffman, Lempel-Ziv Dictionary Compression, arithmetic coding, data compaction, and data null suppression. Encoding techniques are selected based upon their ability to effectively encode different types of input data. A full complement of encoders provides for broad coverage of existing and future data types. The input data blocks may be applied simultaneously to the encoder paths (i.e., the

13

encoder paths may operate in parallel, utilizing task multiplexing on a single central processor, or via dedicated hardware, or by executing on a plurality of processor or dedicated hardware systems, or any combination thereof). In addition, an input data block may be sequentially applied to the encoder paths. Moreover, each serially cascaded encoder path may comprise a fixed (predetermined) sequence of encoders or a random sequence of encoders. Advantageously, by simultaneously or sequentially processing input data blocks via a plurality of sets of serially cascaded encoders, content free data compression is achieved.

The operation of the data compression system of FIG. 9 will now be discussed in further detail with reference to the flow diagram of FIGS. 10a and 10b. A data stream comprising one or more data blocks is input into the data compression system and the first data block in the data stream is received (step 100), and its size is determined by the counter module 10 (step 102). The data block is then stored in buffer 20 (step 104).

Next, concurrent with the completion of the receipt and counting of the first data block, the interval timer 90 is initialized (step 106) and starts counting towards a user-specified time limit. The input data block is then sent to the cascade encoder module 30C wherein the input data block is applied to the first encoder (i.e., first encoding stage) in each of the cascaded encoder paths E1,1 . . . Em,1 (step 108). Next, a determination is made as to whether the user specified time expires before the completion of the first stage encoding process (steps 110 and 112). If the first stage encoding process is completed before the expiration of the timer, i.e., each encoder (E1,1 . . . Em,1) completes its respective encoding process (negative result in step 110 and affirmative result in step 112), then an encoded data block is output from each encoder E1,1 . . . Em,1 and maintained in a corresponding buffer (step 114). Then for each cascade encoder path, the output of the completed encoding stage is applied to the next successive encoding stage in the cascade path (step 116). This process (steps 110, 112, 114, and 116) is repeated until the earlier of the timer expiration (affirmative result in step 110) or the completion of encoding by each encoder stage in the serially cascaded paths, at which time the encoding process is halted (step 118).

Then, for each cascade encoder path, the buffered encoded data block output by the last encoder stage that completes the encoding process before the expiration of the timer is selected for further processing (step 120). Advantageously, the interim stages of the multi-stage data encoding process are preserved. For example, the results of encoder E1,1 are preserved even after encoder E1,2 begins encoding the output of encoder E1,1. If the interval timer expires after encoder E1,1 completes its respective encoding process but before encoder E1,2 completes its respective encoding-process, the encoded data block from encoder E1,1 is complete and is utilized for calculating the compression ratio for the corresponding encoder path. The incomplete encoded data block from encoder E1,2 is either discarded or ignored.

It is to be appreciated that it is not necessary (or in some cases desirable) that some or all of the encoders in the cascade encoder paths complete the encoding process before the interval timer expires. Specifically, due to encoder data dependency, natural variation and the sequential application of the cascaded encoders, it is possible that certain encoders may not operate quickly enough and therefore do not comply with the timing constraints of the end use. Accordingly, the time limit ensures that the real-time or pseudo real-time nature of the data encoding is preserved.

14

After the encoded data blocks are selected (step 120), the size of each encoded data block is counted (step 122). Next, a compression ratio is calculated for each encoded data block by taking the ratio of the size of the input data block (as determined by the input counter 10) to the size of the encoded data block output from each encoder (step 124). Each compression ratio is then compared with an a priori-specified compression ratio threshold (step 126). A determination is made as to whether the compression ratio of at least one of the encoded data blocks exceeds the threshold limit (step 128). If there are no encoded data blocks having a compression ratio that exceeds the compression ratio threshold limit (negative determination in step 128), then the original unencoded input data block is selected for output and a null data compression type descriptor is appended thereto (step 130). The original unencoded data block and its corresponding null data compression type descriptor is then output for subsequent data processing, storage, or transmittal (step 132).

On the other hand, if one or more of the encoded data blocks possess a compression ratio greater than the compression ratio threshold limit (affirmative result in step 128), then a figure of merit is calculated for each encoded data block having a compression ratio which exceeds the compression ratio threshold limit (step 134). Again, the figure of merit for a given encoded data block is comprised of a weighted average of the a priori user specified threshold and the corresponding encoder desirability factor associated with the encoded data block. Next, the encoded data block having the greatest figure of merit is selected (step 136). An appropriate data compression type descriptor is then appended (step 138) to indicate the data encoding technique applied to the encoded data block. For instance, the data type compression descriptor can indicate that the encoded data block was processed by either a single encoding type, a plurality of sequential encoding types, and a plurality of random encoding types. The encoded data block (which has the greatest figure of merit) along with its corresponding data compression type descriptor is then output for subsequent data processing, storage, or transmittal (step 140).

After the unencoded data block or the encoded data input data block is output (steps 132 and 140), a determination is made as to whether the input data stream contains additional data blocks to be processed (step 142). If the input data stream includes additional data blocks (affirmative result in step 142), then the next successive data block is received (step 144), its block size is counted (return to step 102) and the data compression process is iterated for each successive data block in the input data stream. Once the final input data block is processed (negative result in step 142), data compression of the input data stream is finished (step 146).

Referring now to FIG. 11, a block diagram illustrates a data decompression system according to one embodiment of the present invention. The data decompression system preferably includes an input buffer 1100 that receives as input an uncompressed or compressed data stream comprising one or more data blocks. The data blocks may range in size from individual bits through complete files or collections of multiple files. Additionally, the data block size may be fixed or variable. The input data buffer 1100 is preferably included (not required) to provide storage of input data for various hardware implementations. A descriptor extraction module 1102 receives the buffered (or unbuffered) input data block and then parses, lexically, syntactically, or otherwise analyzes the input data block using methods known by those skilled in the art to extract the data compression type descriptor associated with the data block. The data com-

15

pression type descriptor may possess values corresponding to null (no encoding applied), a single applied encoding technique, or multiple encoding techniques applied in a specific or random order (in accordance with the data compression system embodiments and methods discussed above).

A decoder module **1104** includes a plurality of decoders **D1 . . . Dn** for decoding the input data block using a decoder, set of decoders, or a sequential set of decoders corresponding to the extracted compression type descriptor. The decoders **D1 . . . Dn** may include those lossless encoding techniques currently well known within the art, including: run length, Huffman, Lempel-Ziv Dictionary Compression, arithmetic coding, data compaction, and data null suppression. Decoding techniques are selected based upon their ability to effectively decode the various different types of encoded input data generated by the data compression systems described above or originating from any other desired source. As with the data compression systems discussed above, the decoder module **1104** may include multiple decoders of the same type applied in parallel so as to reduce the data decoding time.

The data decompression system also includes an output data buffer **1106** for buffering the decoded data block output from the decoder module **1104**.

The operation of the data decompression system of FIG. **11** will be discussed in further detail with reference to the flow diagram of FIG. **12**. A data stream comprising one or more data blocks of compressed or uncompressed data is input into the data decompression system and the first data block in the stream is received (step **1200**) and maintained in the buffer (step **1202**). As with the data compression systems discussed above, data decompression is performed on a per data block basis. The data compression type descriptor is then extracted from the input data block (step **1204**). A determination is then made as to whether the data compression type descriptor is null (step **1206**). If the data compression type descriptor is determined to be null (affirmative result in step **1206**), then no decoding is applied to the input data block and the original undecoded data block is output (or maintained in the output buffer) (step **1208**).

On the other hand, if the data compression type descriptor is determined to be any value other than null (negative result in step **1206**), the corresponding decoder or decoders are then selected (step **1210**) from the available set of decoders **D1 . . . Dn** in the decoding module **1104**. It is to be understood that the data compression type descriptor may mandate the application of: a single specific decoder, an ordered sequence of specific decoders, a random order of specific decoders, a class or family of decoders, a mandatory or optional application of parallel decoders, or any combination or permutation thereof. The input data block is then decoded using the selected decoders (step **1212**), and output (or maintained in the output buffer **1106**) for subsequent data processing, storage, or transmittal (step **1214**). A determination is then made as to whether the input data stream contains additional data blocks to be processed (step **1216**). If the input data stream includes additional data blocks (affirmative result in step **1216**), the next successive data block is received (step **1220**), and buffered (return to step **1202**). Thereafter, the data decompression process is iterated for each data block in the input data stream. Once the final input data block is processed (negative result in step **1216**), data decompression of the input data stream is finished (step **1218**).

In other embodiments of the present invention described below, data compression is achieved using a combination of

16

content dependent data compression and content independent data compression. For example, FIGS. **13a** and **13b** are block diagrams illustrating a data compression system employing both content independent and content dependent data compression according to one embodiment of the present invention, wherein content independent data compression is applied to a data block when the content of the data block cannot be identified or is not associable with a specific data compression algorithm. The data compression system comprises a counter module **10** that receives as input an uncompressed or compressed data stream. It is to be understood that the system processes the input data stream in data blocks that may range in size from individual bits through complete files or collections of multiple files. Additionally, the data block size may be fixed or variable. The counter module **10** counts the size of each input data block (i.e., the data block size is counted in bits, bytes, words, any convenient data multiple or metric, or any combination thereof).

An input data buffer **20**, operatively connected to the counter module **10**, may be provided for buffering the input data stream in order to output an uncompressed data stream in the event that, as discussed in further detail below, every encoder fails to achieve a level of compression that exceeds a priori specified content independent or content dependent minimum compression ratio thresholds. It is to be understood that the input data buffer **20** is not required for implementing the present invention.

A content dependent data recognition module **1300** analyzes the incoming data stream to recognize data types, data structures, data block formats, file substructures, file types, and/or any other parameters that may be indicative of either the data type/content of a given data block or the appropriate data compression algorithm or algorithms (in serial or in parallel) to be applied. Optionally, a data file recognition list(s) or algorithm(s) **1310** module may be employed to hold and/or determine associations between recognized data parameters and appropriate algorithms. Each data block that is recognized by the content data compression module **1300** is routed to a content dependent encoder module **1320**, if not the data is routed to the content independent encoder module **30**.

A content dependent encoder module **1320** is operatively connected to the content dependent data recognition module **1300** and comprises a set of encoders **D1, D2, D3 . . . Dm**. The encoder set **D1, D2, D3 . . . Dm** may include any number "n" of those lossless or lossy encoding techniques currently well known within the art such as MPEG4, various voice codecs, MPEG3, AC3, AAC, as well as lossless algorithms such as run length, Huffman, Lempel-Ziv Dictionary Compression, arithmetic coding, data compaction, and data null suppression. It is to be understood that the encoding techniques are selected based upon their ability to effectively encode different types of input data. It is to be appreciated that a full complement of encoders and or codecs are preferably selected to provide a broad coverage of existing and future data types.

The content independent encoder module **30**, which is operatively connected to the content dependent data recognition module **1300**, comprises a set of encoders **E1, E2, E3 . . . En**. The encoder set **E1, E2, E3 . . . En** may include any number "n" of those lossless encoding techniques currently well known within the art such as run length, Huffman, Lempel-Ziv Dictionary Compression, arithmetic coding, data compaction, and data null suppression. Again, it is to be understood that the encoding techniques are selected based upon their ability to effectively encode dif-

17

ferent types of input data. It is to be appreciated that a full complement of encoders are preferably selected to provide a broad coverage of existing and future data types.

The encoder modules (content dependent **1320** and content independent **30**) selectively receive the buffered input data blocks (or unbuffered input data blocks from the counter module **10**) from module **1300** based on the results of recognition. Data compression is performed by the respective encoder modules wherein some or all of the encoders **D1** . . . **Dm** or **E1** . . . **En** processes a given input data block and outputs a corresponding set of encoded data blocks. It is to be appreciated that the system affords a user the option to enable/disable any one or more of the encoders **D1** . . . **Dm** and **E1** . . . **En** prior to operation. As is understood by those skilled in the art, such feature allows the user to tailor the operation of the data compression system for specific applications. It is to be further appreciated that the encoding process may be performed either in parallel or sequentially. In particular, the encoder set **D1** through **Dm** of encoder module **1320** and/or the encoder set **E1** through **En** of encoder module **30** may operate in parallel (i.e., simultaneously processing a given input data block by utilizing task multiplexing on a single central processor, via dedicated hardware, by executing on a plurality of processor or dedicated hardware systems, or any combination thereof). In addition, encoders **D1** through **Dm** and **E1** through **En** may operate sequentially on a given unbuffered or buffered input data block. This process is intended to eliminate the complexity and additional processing overhead associated with multiplexing concurrent encoding techniques on a single central processor and/or dedicated hardware, set of central processors and/or dedicated hardware, or any achievable combination. It is to be further appreciated that encoders of the identical type may be applied in parallel to enhance encoding speed. For instance, encoder **E1** may comprise two parallel Huffman encoders for parallel processing of an input data block. It should be further noted that one or more algorithms may be implemented in dedicated hardware such as an MPEG4 or MP3 encoding integrated circuit.

Buffer/counter modules **1330** and **40** are operatively connected to their respective encoding modules **1320** and **30**, for buffering and counting the size of each of the encoded data blocks output from the respective encoder modules. Specifically, the content dependent buffer/counter **1330** comprises a plurality of buffer/counters **BCD1**, **BCD2**, **BCD3** . . . **BCDm**, each operatively associated with a corresponding one of the encoders **D1** . . . **Dm**. Similarly the content independent buffer/counters **BCE1**, **BCE2**, **BCE3** . . . **BCEn**, each operatively associated with a corresponding one of the encoders **E1** . . . **En**. A compression ratio module **1340**, operatively connected to the content dependent output buffer/counters **1330** and content independent buffer/counters **40** determines the compression ratio obtained for each of the enabled encoders **D1** . . . **Dm** and or **E1** . . . **En** by taking the ratio of the size of the input data block to the size of the output data block stored in the corresponding buffer/counters **BCD1**, **BCD2**, **BCD3** . . . **BCDm** and or **BCE1**, **BCE2**, **BCE3** . . . **BCEn**. In addition, the compression ratio module **1340** compares each compression ratio with an a priori-specified compression ratio threshold limit to determine if at least one of the encoded data blocks output from the enabled encoders **BCD1**, **BCD2**, **BCD3** . . . **BCDm** and or **BCE1**, **BCE2**, **BCE3** . . . **BCEn** achieves a compression that meets an a priori-specified threshold. As is understood by those skilled in the art, the threshold limit may be specified as any value inclusive of data expansion, no data compression or expansion, or any

18

arbitrarily desired compression limit. It should be noted that different threshold values may be applied to content dependent and content independent encoded data. Further these thresholds may be adaptively modified based upon enabled encoders in either or both the content dependent or content independent encoder sets, along with any associated parameters. A compression type description module **1350**, operatively coupled to the compression ratio module **1340**, appends a corresponding compression type descriptor to each encoded data block which is selected for output so as to indicate the type of compression format of the encoded data block.

A mode of operation of the data compression system of FIGS. **13a** and **13b** will now be discussed with reference to the flow diagrams of FIGS. **14a**–**14d**, which illustrates a method for performing data compression using a combination of content dependent and content independent data compression. In general, content independent data compression is applied to a given data block when the content of a data block cannot be identified or is not associated with a specific data compression algorithm. More specifically, referring to FIG. **14a**, a data stream comprising one or more data blocks is input into the data compression system and the first data block in the stream is received (step **1400**). As stated above, data compression is performed on a per data block basis. As previously stated a data block may represent any quantity of data from a single bit through a multiplicity of files or packets and may vary from block to block. Accordingly, the first input data block in the input data stream is input into the counter module **10** that counts the size of the data block (step **1402**). The data block is then stored in the buffer **20** (step **1404**). The data block is then analyzed on a per block or multi-block basis by the content dependent data recognition module **1300** (step **1406**). If the data stream content is not recognized utilizing the recognition list(s) or algorithms(s) module **1310** (step **1408**) the data is routed to the content independent encoder module **30** and compressed by each (enabled) encoder **E1** . . . **En** (step **1410**). Upon completion of the encoding of the input data block, an encoded data block is output from each (enabled) encoder **E1** . . . **En** and maintained in a corresponding buffer (step **1412**), and the encoded data block size is counted (step **1414**).

Next, a compression ratio is calculated for each encoded data block by taking the ratio of the size of the input data block (as determined by the input counter **10** to the size of each encoded data block output from the enabled encoders (step **1416**). Each compression ratio is then compared with an a priori-specified compression ratio threshold (step **1418**). It is to be understood that the threshold limit may be specified as any value inclusive of data expansion, no data compression or expansion, or any arbitrarily desired compression limit. It is to be further understood that notwithstanding that the current limit for lossless data compression is the entropy limit (the present definition of information content) for the data, the present invention does not preclude the use of future developments in lossless data compression that may increase lossless data compression ratios beyond what is currently known within the art. Additionally the content independent data compression threshold may be different from the content dependent threshold and either may be modified by the specific enabled encoders.

After the compression ratios are compared with the threshold, a determination is made as to whether the compression ratio of at least one of the encoded data blocks exceeds the threshold limit (step **1420**). If there are no encoded data blocks having a compression ratio that exceeds

19

the compression ratio threshold limit (negative determination in step 1420), then the original unencoded input data block is selected for output and a null data compression type descriptor is appended thereto (step 1434). A null data compression type descriptor is defined as any recognizable data token or descriptor that indicates no data encoding has been applied to the input data block. Accordingly, the unencoded input data block with its corresponding null data compression type descriptor is then output for subsequent data processing, storage, or transmittal (step 1436).

On the other hand, if one or more of the encoded data blocks possess a compression ratio greater than the compression ratio threshold limit (affirmative result in step 1420), then the encoded data block having the greatest compression ratio is selected (step 1422). An appropriate data compression type descriptor is then appended (step 1424). A data compression type descriptor is defined as any recognizable data token or descriptor that indicates which data encoding technique has been applied to the data. It is to be understood that, since encoders of the identical type may be applied in parallel to enhance encoding speed (as discussed above), the data compression type descriptor identifies the corresponding encoding technique applied to the encoded data block, not necessarily the specific encoder. The encoded data block having the greatest compression ratio along with its corresponding data compression type descriptor is then output for subsequent data processing, storage, or transmittal (step 1426).

As previously stated the data block stored in the buffer 20 (step 1404) is analyzed on a per block or multi-block basis by the content dependent data recognition module 1300 (step 1406). If the data stream content is recognized utilizing the recognition list(s) or algorithms(s) module 1310 (step 1434) the appropriate content dependent algorithms are enabled and initialized (step 1436), and the data is routed to the content dependent encoder module 1320 and compressed by each (enabled) encoder D1 . . . Dm (step 1438). Upon completion of the encoding of the input data block, an encoded data block is output from each (enabled) encoder D1 . . . Dm and maintained in a corresponding buffer (step 1440), and the encoded data block size is counted (step 1442).

Next, a compression ratio is calculated for each encoded data block by taking the ratio of the size of the input data block (as determined by the input counter 10 to the size of each encoded data block output from the enabled encoders (step 1444). Each compression ratio is then compared with an a priori-specified compression ratio threshold (step 1448). It is to be understood that the threshold limit may be specified as any value inclusive of data expansion, no data compression or expansion, or any arbitrarily desired compression limit. It is to be further understood that many of these algorithms may be lossy, and as such the limits may be subject to or modified by an end target storage, listening, or viewing device. Further notwithstanding that the current limit for lossless data compression is the entropy limit (the present definition of information content) for the data, the present invention does not preclude the use of future developments in lossless data compression that may increase lossless data compression ratios beyond what is currently known within the art. Additionally the content independent data compression threshold may be different from the content dependent threshold and either may be modified by the specific enabled encoders.

After the compression ratios are compared with the threshold, a determination is made as to whether the compression ratio of at least one of the encoded data blocks

20

exceeds the threshold limit (step 1420). If there are no encoded data blocks having a compression ratio that exceeds the compression ratio threshold limit (negative determination in step 1420), then the original unencoded input data block is selected for output and a null data compression type descriptor is appended thereto (step 1434). A null data compression type descriptor is defined as any recognizable data token or descriptor that indicates no data encoding has been applied to the input data block. Accordingly, the unencoded input data block with its corresponding null data compression type descriptor is then output for subsequent data processing, storage, or transmittal (step 1436).

On the other hand, if one or more of the encoded data blocks possess a compression ratio greater than the compression ratio threshold limit (affirmative result in step 1420), then the encoded data block having the greatest compression ratio is selected (step 1422). An appropriate data compression type descriptor is then appended (step 1424). A data compression type descriptor is defined as any recognizable data token or descriptor that indicates which data encoding technique has been applied to the data. It is to be understood that, since encoders of the identical type may be applied in parallel to enhance encoding speed (as discussed above), the data compression type descriptor identifies the corresponding encoding technique applied to the encoded data block, not necessarily the specific encoder. The encoded data block having the greatest compression ratio along with its corresponding data compression type descriptor is then output for subsequent data processing, storage, or transmittal (step 1426).

After the encoded data block or the unencoded data input data block is output (steps 1426 and 1436), a determination is made as to whether the input data stream contains additional data blocks to be processed (step 1428). If the input data stream includes additional data blocks (affirmative result in step 1428), the next successive data block is received (step 1432), its block size is counted (return to step 1402) and the data compression process is repeated. This process is iterated for each data block in the input data stream. Once the final input data block is processed (negative result in step 1428), data compression of the input data stream is finished (step 1430).

Since a multitude of data types may be present within a given input data block, it is often difficult and/or impractical to predict the level of compression that will be achieved by a specific encoder. Consequently, by processing the input data blocks with a plurality of encoding techniques and comparing the compression results, content free data compression is advantageously achieved. Further the encoding may be lossy or lossless dependent upon the input data types. Further if the data type is not recognized the default content independent lossless compression is applied. It is not a requirement that this process be deterministic—in fact a certain probability may be applied if occasional data loss is permitted. It is to be appreciated that this approach is scalable through future generations of processors, dedicated hardware, and software. As processing capacity increases and costs reduce, the benefits provided by the present invention will continue to increase. It should again be noted that the present invention may employ any lossless data encoding technique.

FIGS. 15a and 15b are block diagrams illustrating a data compression system employing both content independent and content dependent data compression according to another embodiment of the present invention. The system in FIGS. 15a and 15b is similar in operation to the system of FIGS. 13a and 13b in that content independent data com-



21

pression is applied to a data block when the content of the data block cannot be identified or is not associable with a specific data compression algorithm. The system of FIGS. 15a and 15b additionally performs content independent data compression on a data block when the compression ratio obtained for the data block using the content dependent data compression does not meet a specified threshold.

A mode of operation of the data compression system of FIGS. 15a and 15b will now be discussed with reference to the flow diagram of FIGS. 16a–16d, which illustrates a method for performing data compression using a combination of content dependent and content independent data compression. A data stream comprising one or more data blocks is input into the data compression system and the first data block in the stream is received (step 1600). As stated above, data compression is performed on a per data block basis. As previously stated a data block may represent any quantity of data from a single bit through a multiplicity of files or packets and may vary from block to block. Accordingly, the first input data block in the input data stream is input into the counter module 10 that counts the size of the data block (step 1602). The data block is then stored in the buffer 20 (step 1604). The data block is then analyzed on a per block or multi-block basis by the content dependent data recognition module 1300 (step 1606). If the data stream content is not recognized utilizing the recognition list(s) or algorithms(s) module 1310 (Step 1608) the data is routed to the content independent encoder module 30 and compressed by each (enabled) encoder E1 . . . En (step 1610). Upon completion of the encoding of the input data block, an encoded data block is output from each (enabled) encoder E1 . . . En and maintained in a corresponding buffer (step 1612), and the encoded data block size is counted (step 1614).

Next, a compression ratio is calculated for each encoded data block by taking the ratio of the size of the input data block (as determined by the input counter 10 to the size of each encoded data block output from the enabled encoders (step 1616). Each compression ratio is then compared with an a priori-specified compression ratio threshold (step 1618). It is to be understood that the threshold limit may be specified as any value inclusive of data expansion, no data compression or expansion, or any arbitrarily desired compression limit. It is to be further understood that notwithstanding that the current limit for lossless data compression is the entropy limit (the present definition of information content) for the data, the present invention does not preclude the use of future developments in lossless data compression that may increase lossless data compression ratios beyond what is currently known within the art. Additionally the content independent data compression threshold may be different from the content dependent threshold and either may be modified by the specific enabled encoders.

After the compression ratios are compared with the threshold, a determination is made as to whether the compression ratio of at least one of the encoded data blocks exceeds the threshold limit (step 1620). If there are no encoded data blocks having a compression ratio that exceeds the compression ratio threshold limit (negative determination in step 1620), then the original unencoded input data block is selected for output and a null data compression type descriptor is appended thereto (step 1634). A null data compression type descriptor is defined as any recognizable data token or descriptor that indicates no data encoding has been applied to the input data block. Accordingly, the unencoded input data block with its corresponding null data

22

compression type descriptor is then output for subsequent data processing, storage, or transmittal (step 1636).

On the other hand, if one or more of the encoded data blocks possess a compression ratio greater than the compression ratio threshold limit (affirmative result in step 1620), then the encoded data block having the greatest compression ratio is selected (step 1622). An appropriate data compression type descriptor is then appended (step 1624). A data compression type descriptor is defined as any recognizable data token or descriptor that indicates which data encoding technique has been applied to the data. It is to be understood that, since encoders of the identical type may be applied in parallel to enhance encoding speed (as discussed above), the data compression type descriptor identifies the corresponding encoding technique applied to the encoded data block, not necessarily the specific encoder. The encoded data block having the greatest compression ratio along with its corresponding data compression type descriptor is then output for subsequent data processing, storage, or transmittal (step 1626).

As previously stated the data block stored in the buffer 20 (step 1604) is analyzed on a per block or multi-block basis by the content dependent data recognition module 1300 (step 1606). If the data stream content is recognized utilizing the recognition list(s) or algorithms(s) module 1310 (step 1634) the appropriate content dependent algorithms are enabled and initialized (step 1636) and the data is routed to the content dependent encoder module 1620 and compressed by each (enabled) encoder D1 . . . Dm (step 1638). Upon completion of the encoding of the input data block, an encoded data block is output from each (enabled) encoder D1 . . . Dm and maintained in a corresponding buffer (step 1640), and the encoded data block size is counted (step 1642).

Next, a compression ratio is calculated for each encoded data block by taking the ratio of the size of the input data block (as determined by the input counter 10 to the size of each encoded data block output from the enabled encoders (step 1644). Each compression ratio is then compared with an a priori-specified compression ratio threshold (step 1648). It is to be understood that the threshold limit may be specified as any value inclusive of data expansion, no data compression or expansion, or any arbitrarily desired compression limit. It is to be further understood that many of these algorithms may be lossy, and as such the limits may be subject to or modified by an end target storage, listening, or viewing device. Further notwithstanding that the current limit for lossless data compression is the entropy limit (the present definition of information content) for the data, the present invention does not preclude the use of future developments in lossless data compression that may increase lossless data compression ratios beyond what is currently known within the art. Additionally the content independent data compression threshold may be different from the content dependent threshold and either may be modified by the specific enabled encoders.

After the compression ratios are compared with the threshold, a determination is made as to whether the compression ratio of at least one of the encoded data blocks exceeds the threshold limit (step 1648). If there are no encoded data blocks having a compression ratio that exceeds the compression ratio threshold limit (negative determination in step 1620), then the original unencoded input data block is routed to the content independent encoder module 30 and the process resumes with compression utilizing content independent encoders (step 1610).



23

After the encoded data block or the unencoded data input data block is output (steps 1626 and 1636), a determination is made as to whether the input data stream contains additional data blocks to be processed (step 1628). If the input data stream includes additional data blocks (affirmative result in step 1628), the next successive data block is received (step 1632), its block size is counted (return to step 1602) and the data compression process is repeated. This process is iterated for each data block in the input data stream. Once the final input data block is processed (negative result in step 1628), data compression of the input data stream is finished (step 1630).

FIGS. 17a and 17b are block diagrams illustrating a data compression system employing both content independent and content dependent data compression according to another embodiment of the present invention. The system in FIGS. 17a and 17b is similar in operation to the system of FIGS. 13a and 13b in that content independent data compression is applied to a data block when the content of the data block cannot be identified or is not associable with a specific data compression algorithm. The system of FIGS. 17a and 17b additionally uses a priori estimation algorithms or look-up tables to estimate the desirability of using content independent data compression encoders and/or content dependent data compression encoders and selecting appropriate algorithms or subsets thereof based on such estimation.

More specifically, a content dependent data recognition and or estimation module 1700 is utilized to analyze the incoming data stream for recognition of data types, data structures, data block formats, file substructures, file types, or any other parameters that may be indicative of the appropriate data compression algorithm or algorithms (in serial or in parallel) to be applied. Optionally, a data file recognition list(s) or algorithm(s) 1710 module may be employed to hold associations between recognized data parameters and appropriate algorithms. If the content data compression module recognizes a portion of the data, that portion is routed to the content dependent encoder module 1320, if not the data is routed to the content independent encoder module 30. It is to be appreciated that process of recognition (modules 1700 and 1710) is not limited to a deterministic recognition, but may further comprise a probabilistic estimation of which encoders to select for compression from the set of encoders of the content dependent module 1320 or the content independent module 30. For example, a method may be employed to compute statistics of a data block whereby a determination that the locality of repetition of characters in a data stream is determined is high can suggest a text document, which may be beneficially compressed with a lossless dictionary type algorithm. Further the statistics of repeated characters and relative frequencies may suggest a specific type of dictionary algorithm. Long strings will require a wide dictionary file while a wide diversity of strings may suggest a deep dictionary. Statistics may also be utilized in algorithms such as Huffman where various character statistics will dictate the choice of different Huffman compression tables. This technique is not limited to lossless algorithms but may be widely employed with lossy algorithms. Header information in frames for video files can imply a specific data resolution. The estimator then may select the appropriate lossy compression algorithm and compression parameters (amount of resolution desired). As shown in previous embodiments of the present invention, desirability of various algorithms and now associated resolutions with lossy type algorithms may also be applied in the estimation selection process.

24

A mode of operation of the data compression system of FIGS. 17a and 17b will now be discussed with reference to the flow diagrams of FIGS. 18a–18d. The method of FIGS. 18a–18d use a priori estimation algorithms or look-up tables to estimate the desirability or probability of using content independent data compression encoders or content dependent data compression encoders, and select appropriate or desirable algorithms or subsets thereof based on such estimates. A data stream comprising one or more data blocks is input into the data compression system and the first data block in the stream is received (step 1800). As stated above, data compression is performed on a per data block basis. As previously stated a data block may represent any quantity of data from a single bit through a multiplicity of files or packets and may vary from block to block. Accordingly, the first input data block in the input data stream is input into the counter module 10 that counts the size of the data block (step 1802). The data block is then stored in the buffer 20 (step 1804). The data block is then analyzed on a per block or multi-block basis by the content dependent/content independent data recognition module 1700 (step 1806). If the data stream content is not recognized utilizing the recognition list(s) or algorithm(s) module 1710 (step 1808) the data is to the content independent encoder module 30. An estimate of the best content independent encoders is performed (step 1850) and the appropriate encoders are enabled and initialized as applicable. The data is then compressed by each (enabled) encoder E1 . . . En (step 1810). Upon completion of the encoding of the input data block, an encoded data block is output from each (enabled) encoder E1 . . . En and maintained in a corresponding buffer (step 1812), and the encoded data block size is counted (step 1814).

Next, a compression ratio is calculated for each encoded data block by taking the ratio of the size of the input data block (as determined by the input counter 10 to the size of each encoded data block output from the enabled encoders (step 1816). Each compression ratio is then compared with an a priori-specified compression ratio threshold (step 1818). It is to be understood that the threshold limit may be specified as any value inclusive of data expansion, no data compression or expansion, or any arbitrarily desired compression limit. It is to be further understood that notwithstanding that the current limit for lossless data compression is the entropy limit (the present definition of information content) for the data, the present invention does not preclude the use of future developments in lossless data compression that may increase lossless data compression ratios beyond what is currently known within the art. Additionally the content independent data compression threshold may be different from the content dependent threshold and either may be modified by the specific enabled encoders.

After the compression ratios are compared with the threshold, a determination is made as to whether the compression ratio of at least one of the encoded data blocks exceeds the threshold limit (step 1820). If there are no encoded data blocks having a compression ratio that exceeds the compression ratio threshold limit (negative determination in step 1820), then the original unencoded input data block is selected for output and a null data compression type descriptor is appended thereto (step 1834). A null data compression type descriptor is defined as any recognizable data token or descriptor that indicates no data encoding has been applied to the input data block. Accordingly, the unencoded input data block with its corresponding null data compression type descriptor is then output for subsequent data processing, storage, or transmittal (step 1836).

25

On the other hand, if one or more of the encoded data blocks possess a compression ratio greater than the compression ratio threshold limit (affirmative result in step 1820), then the encoded data block having the greatest compression ratio is selected (step 1822). An appropriate data compression type descriptor is then appended (step 1824). A data compression type descriptor is defined as any recognizable data token or descriptor that indicates which data encoding technique has been applied to the data. It is to be understood that, since encoders of the identical type may be applied in parallel to enhance encoding speed (as discussed above), the data compression type descriptor identifies the corresponding encoding technique applied to the encoded data block, not necessarily the specific encoder. The encoded data block having the greatest compression ratio along with its corresponding data compression type descriptor is then output for subsequent data processing, storage, or transmittal (step 1826).

As previously stated the data block stored in the buffer 20 (step 1804) is analyzed on a per block or multi-block basis by the content dependent data recognition module 1300 (step 1806). If the data stream content is recognized or estimated utilizing the recognition list(s) or algorithm(s) module 1710 (affirmative result in step 1808) the recognized data type/file or block is selected based on a list or algorithm (step 1838) and an estimate of the desirability of using the associated content dependent algorithms can be determined (step 1840). For instance, even though a recognized data type may be associated with three different encoders, an estimation of the desirability of using each encoder may result in only one or two of the encoders being actually selected for use. The data is routed to the content dependent encoder module 1320 and compressed by each (enabled) encoder D1 . . . Dm (step 1842). Upon completion of the encoding of the input data block, an encoded data block is output from each (enabled) encoder D1 . . . Dm and maintained in a corresponding buffer (step 1844), and the encoded data block size is counted (step 1846).

Next, a compression ratio is calculated for each encoded data block by taking the ratio of the size of the input data block (as determined by the input counter 10 to the size of each encoded data block output from the enabled encoders (step 1848). Each compression ratio is then compared with an a priori-specified compression ratio threshold (step 1850). It is to be understood that the threshold limit may be specified as any value inclusive of data expansion, no data compression or expansion, or any arbitrarily desired compression limit. It is to be further understood that many of these algorithms may be lossy, and as such the limits may be subject to or modified by an end target storage, listening, or viewing device. Further notwithstanding that the current limit for lossless data compression is the entropy limit (the present definition of information content) for the data, the present invention does not preclude the use of future developments in lossless data compression that may increase lossless data compression ratios beyond what is currently known within the art. Additionally the content independent data compression threshold may be different from the content dependent threshold and either may be modified by the specific enabled encoders.

After the compression ratios are compared with the threshold, a determination is made as to whether the compression ratio of at least one of the encoded data blocks exceeds the threshold limit (step 1820). If there are no encoded data blocks having a compression ratio that exceeds the compression ratio threshold limit (negative determination in step 1820), then the original unencoded input data

26

block is selected for output and a null data compression type descriptor is appended thereto (step 1834). A null data compression type descriptor is defined as any recognizable data token or descriptor that indicates no data encoding has been applied to the input data block. Accordingly, the unencoded input data block with its corresponding null data compression type descriptor is then output for subsequent data processing, storage, or transmittal (step 1836).

On the other hand, if one or more of the encoded data blocks possess a compression ratio greater than the compression ratio threshold limit (affirmative result in step 1820), then the encoded data block having the greatest compression ratio is selected (step 1822). An appropriate data compression type descriptor is then appended (step 1824). A data compression type descriptor is defined as any recognizable data token or descriptor that indicates which data encoding technique has been applied to the data. It is to be understood that, since encoders of the identical type may be applied in parallel to enhance encoding speed (as discussed above), the data compression type descriptor identifies the corresponding encoding technique applied to the encoded data block, not necessarily the specific encoder. The encoded data block having the greatest compression ratio along with its corresponding data compression type descriptor is then output for subsequent data processing, storage, or transmittal (step 1826).

After the encoded data block or the unencoded data input data block is output (steps 1826 and 1836), a determination is made as to whether the input data stream contains additional data blocks to be processed (step 1828). If the input data stream includes additional data blocks (affirmative result in step 1428), the next successive data block is received (step 1832), its block size is counted (return to step 1802) and the data compression process is repeated. This process is iterated for each data block in the input data stream. Once the final input data block is processed (negative result in step 1828), data compression of the input data stream is finished (step 1830).

It is to be appreciated that in the embodiments described above with reference to FIGS. 13–18, an a priori specified time limit or any other real-time requirement may be employed to achieve practical and efficient real-time operation.

Although illustrative embodiments have been described herein with reference to the accompanying drawings, it is to be understood that the present invention is not limited to those precise embodiments, and that various other changes and modifications may be affected therein by one skilled in the art without departing from the scope or spirit of the invention. All such changes and modifications are intended to be included within the scope of the invention as defined by the appended claims.

What is claimed is:

1. A method for compressing data, comprising the steps of:

analyzing a data block of an input data stream to identify one or more data types of the data block, the input data stream comprising a plurality of disparate data types; performing content dependent data compression; if a data type of the data block is identified; performing data compression with a single data compression encoder, if a data type of the data block is not identified.

2. The method of claim 1, further comprising outputting a compressed data block.

27

3. The method of claim 1, further comprising appending a data compression type descriptor to a compressed data block.

4. The method of claim 3, further comprising outputting the compressed data block with the appended data compression type descriptor.

5. The method of claim 1, wherein said performing content dependent data compression further comprises enabling at least one encoder associated to said data type to compress said data block.

6. The method of claim 1, wherein said performing content dependent data compression further comprises:

associating a plurality of encoders to said data type;

determining which one of said plurality of encoders associated to said identified data type is to at least output a compressed data block.

7. The method of claim 1, wherein said performing content dependent data compression further comprises:

compressing said data block with a plurality of encoders that are associated to said data type;

determining which one of said plurality of encoders yields the highest compression ratio.

8. The method of claim 1, wherein said performing content dependent data compression further comprises compressing said data block with a cascaded encoders that are associated to said data type.

9. The method of claim 1, wherein said content dependent compression is lossless.

10. The method of claim 1, wherein said content dependent compression is lossy.

11. The method of claim 1, wherein said data compression is lossless.

12. The method of claim 1, wherein said content dependent compression is lossy and said data compression is lossless.

13. The method of claim 1, wherein said content dependent data compression further comprises associating a plurality of encoders to said data type, wherein at least one of said plurality of encoders provides lossy compression and at least another one of said encoders provides lossless compression.

14. The method of claim 1, wherein said content dependent data compression is lossy or lossless dependent on said data type.

15. The method of claim 1, wherein said content dependent data compression is lossy and the amount of desired resolution of said lossy compression is selected.

16. The method of claim 1, wherein said input stream is a compressed input stream.

17. The method of claim 1, wherein said input stream is an uncompressed input stream.

18. The method of claim 1, further comprising processing said data block as having a fixed size.

19. The method of claim 1, further comprising processing said data block as having a variable size.

20. The method of claim 1, further comprising counting the size of said data block.

21. The method of claim 1, further comprising buffering said input data stream.

22. The method of claim 1, further comprising buffering a compressed data block.

23. The method of claim 1, further comprising: outputting a compressed data block; and

providing a compression type descriptor with said compressed data block representative of the type of compression used to provide said compressed data block.

28

24. The method of claim 1, wherein said content dependent data compression further comprises providing a compressed data block from the one of a plurality of encoders, associated to said data type, that has the highest compression ratio for said data block.

25. The method of claim 1, wherein said content dependent data compression further comprises providing a compressed data block from the one of a plurality of encoders, associated to said data type, that has the highest compression ratio for said data block, wherein said highest compression ratio is determined by comparing the size of said data block to the size of said compressed data block.

26. The method of claim 1, wherein said content dependent data compression further comprises providing a compressed data block from the one of a plurality of encoders, associated to said data type, that has the highest compression ratio for said data block so long as said highest compression ratio exceeds a compression threshold.

27. The method of claim 1, wherein said data compression further comprises providing a compressed data block from said single compression encoder so long as the compression ratio of said compressed data block exceeds a compression threshold.

28. The method of claim 1, wherein:

said content dependent data compression further comprises providing a first compressed data block from the one of a plurality of encoders, associated to said data type, that has the highest compression ratio for said data block so long as said highest compression ratio exceeds a first compression threshold if said data type of said data block is identified; and

said data compression further comprises providing a second compressed data block from said single compression encoder so long as the compression ratio of said second compressed data block exceeds a second compression threshold if said data type of said data block is not identified.

29. The method of claim 1, wherein:

said content dependent data compression further comprises providing a first compressed data block from the one of a plurality of encoders, associated to said data type, that has the highest compression ratio for said data block so long as said highest compression ratio exceeds a first compression threshold if said data type of said data block is identified; and

said data compression further comprises providing a second compressed data block from said single compression encoder so long as the compression ratio of said second compressed data block exceeds a second compression threshold if said data type of said data block is not identified, wherein said first and second compression thresholds are different.

30. The method of claim 1, wherein:

said content dependent data compression further comprises providing a first compressed data block from the one of a plurality of encoders, associated to said identified data type, that has the highest compression ratio for said data block so long as said highest compression ratio exceeds a first compression threshold if said data type of said data block is identified; and

said data compression further comprises providing a second compressed data block from said single compression encoder so long as said the compression ratio of said second compressed data block exceeds said first compression threshold if said data type of said data block is not identified.

29

31. The method of claim 1, wherein said content dependent data compression further comprises providing a compressed data block from the one of a plurality of encoders, associated to said data type, that has the highest compression ratio for said data block so long as said highest compression ratio exceeds a first user-specified compression threshold. 5

32. The method of claim 1, wherein said content dependent data compression further comprises providing a compressed data block from the one of a plurality of encoders, associated to said data type, that has the highest desirability factor for said data block. 10

33. The method of claim 1, wherein said content dependent data compression further comprises providing a compressed data block from the one of a plurality of encoders, associated to said data type, that has the highest user-specified desirability factor for said data block. 15

34. The method of claim 1, wherein said content dependent data compression is performed so long as the time to perform said content dependent data compression is below a time value. 20

35. The method of claim 1, wherein said content dependent data compression is performed so long as the time to perform said content dependent data compression is below a time value, wherein said time value is user-specified. 25

36. The method of claim 1, wherein said data compression is performed so long as the time to perform said data compression is below a time value. 30

37. The method of claim 1, wherein said data compression is performed so long as the time to perform said data compression is below a time value, wherein said time value is user specified. 35

38. The method of claim 1, wherein said content dependent data compression further comprises:

initializing a timer;

compressing said data block using at least one encoder associated to said data type; and 35  
outputting said compressed data so long as said timer does not expire with respect to a time value.

39. The method of claim 1, further comprising:

providing a compression threshold; and 40  
outputting a compressed data block that exceeds said compression threshold.

40. The method of claim 1, wherein said performing content dependent data compression further comprises:

associating a plurality of encoders to said data type; and 45  
determining which one of said associated encoders to use to compress said data block.

41. The method of claim 1, wherein said performing content dependent data compression further comprises:

associating a plurality of encoders to said data type; and 50  
compressing said data block using at least two of said associated encoders.

42. The method of claim 1, wherein said performing content dependent data compression further comprises:

associating a plurality of encoders to said data type; 55  
compressing said data block using at least two of said associated encoders; and  
determining which of said at least two of said associated encoders produced the highest compression.

43. The method of claim 1, wherein said performing content dependent data compression further comprises compressing said data block using at least two encoders. 60

44. A method for compressing data, comprising the steps of:

analyzing a data block of an input data stream to identify 65  
a data type of the data block, the input data stream comprising a plurality of disparate data types,

30

if the data type of the data block is identified, then the method further comprising:

performing content dependent data compression to compress the data block;

comparing a content dependent data compression ratio of the compressed data block against a first threshold;

appending a data compression type descriptor to the compressed data block;

outputting the compressed data block and appended data compression type descriptor, if the content data compression ratio is above the first threshold; and

performing data compression on the data block with a single data compression encoder, if the content dependent data compression ratio is not above the first threshold.

45. The method of claim 44, wherein if the data type of the data block is not identified, then the method further comprising:

performing data compression with a single default data compression encoder to compress the data block;

comparing a default data compression ratio of the compressed data block against a second threshold;

if the default data compression ratio is below the second threshold, then appending a null data compression type descriptor to the data block and outputting the data block and appended null data compression type descriptor; and

if the default data compression ratio is above the second threshold, then appending a default data compression type descriptor to the compressed data block and outputting the compressed data block and appended default data compression type descriptor.

46. The method of claim 44, wherein said content dependent compression is lossless.

47. The method of claim 44, wherein said content dependent compression is lossy.

48. The method of claim 44, wherein said data compression is lossless. 40

49. The method of claim 44, wherein said content dependent compression is lossy and said data compression is lossless.

50. The method of claim 44, wherein said content dependent data compression is lossy or lossless dependent on said data type.

51. The method of claim 44, wherein said content dependent data compression is lossy and the amount of desired resolution of said lossy compression is selected.

52. The method of claim 44, wherein said input stream is a compressed input stream.

53. The method of claim 44, wherein said input stream is an uncompressed input stream.

54. The method of claim 44, further comprising processing said data block as having a fixed size.

55. The method of claim 44, further comprising processing said data block as having a variable size.

56. The method of claim 44, further comprising counting the size of said data block.

57. The method of claim 44, further comprising buffering said input data stream.

58. The method of claim 44, further comprising buffering said compressed data block.

59. The method of claim 44, wherein said data compression further comprises providing a second data compression type descriptor with a second compressed data block.

31

60. The method of claim 44, wherein said data compression further comprises providing a second threshold for said data compression with said single data compression encoder.

61. The method of claim 44, wherein said data compression further comprises:

providing a second threshold for said data compression with said single data compression encoder; and  
outputting said data block if the compression ratio obtained from said data compression with said single data compression encoder does not exceed said second threshold.

62. The method of claim 44, wherein said data compression further comprises:

providing a second threshold for said data compression with said single data compression encoder; and  
outputting said data block, with a null data compression type descriptor if the data compression ratio obtained from said data compression with said single data compression encoder does not exceed said second threshold.

63. The method of claim 44, wherein said data compression further comprises:

providing a second threshold for said data compression with said single data compression encoder; and  
appending a null data compression type descriptor to said data block.

64. The method of claim 44, wherein said data compression further comprises determining whether or not to output a null data compression type descriptor.

65. The method of claim 44, wherein said content dependent data compression further comprises:

associating at least one encoder to said data type; and  
compressing said data block with at least one of said at least one associated encoders to provide said compressed data block.

66. The method of claim 44, wherein said content dependent data compression further comprises:

associating at two encoders to said data type; and  
compressing said data block with at least two of said at least two associated encoders to provide said compressed data block.

67. The method of claim 44, wherein said content dependent data compression further comprises:

associating at least two encoders to said data type; and  
providing said compressed data block from the one of said at least two associated encoders that provides the highest compression ratio.

68. The method of claim 44, wherein said content dependent data compression further comprises enabling at least one encoder associated to said data type to compress said data block.

69. A method comprising:

receiving a data block in an uncompressed form, said data block being included in a data stream;  
analyzing said data block to determine a type of said data block; and  
compressing said data block to provide a compressed data block, wherein if one or more encoders are associated to said type, compressing said data block with at least one of said one or more encoders, else compressing said data block with a data compression encoder.

70. The method of claim 69, further comprising outputting said data block in said uncompressed form if said compressed data block is indicative of data expansion.

71. The method of claim 69, further comprising outputting said data block in said uncompressed form with a

32

descriptor representative of no compression if said compressed data block is indicative of data expansion.

72. The method of claim 69, further comprising outputting said compressed data block.

73. The method of claim 69, further comprising outputting said compressed data block with a descriptor representative of the compression technique used to compress said data block.

74. The method of claim 69, wherein said compressed data block is the result of a lossy compression technique.

75. The method of claim 69, wherein said compressed data block is the result of a lossy compression technique and the amount of resolution of said lossy compression technique is selectable.

76. The method of claim 69, wherein at least one of said one or more encoders is lossy.

77. The method of claim 69, wherein said at least one of said one or more encoders provides lossy compression and compression parameters representative of the amount of resolution of said lossy compression are selectable.

78. The method of claim 69, further comprising selecting the resolution of said at least one of said one or more encoders, wherein said at least one of said one or more encoders is lossy.

79. The method of claim 69, wherein said data compression encoder is lossless.

80. The method of claim 69, wherein said data compression encoder is lossless and said at least one of said one or more encoders is lossy.

81. The method of claim 69, wherein said data compression encoder is lossless and said at least one of said one or more encoders is lossless.

82. The method of claim 69, wherein said at least one of said one or more encoders comprises a plurality of encoders provided in parallel.

83. The method of claim 69, wherein said at least one of said one or more encoders comprises a plurality of encoders provided sequentially.

84. The method of claim 69, further comprising analyzing the size of said compressed data block to determine whether to output said data block in said uncompressed form or to output said compressed data block.

85. The method of claim 69, further comprising performing an analysis using the size of said compressed data block and a compression threshold to determine whether to output said data block in said uncompressed form or to output said compressed data block.

86. A method comprising:

receiving a data block, wherein said data block is included in a data stream;

determining whether to output said data block in received form or in a compressed form; and

outputting said data block in received form or said compressed form based on said determination, wherein outputting said data block in said compressed form comprises determining whether to compress said data block with content dependent data compression based on the type of said data block or to compress said data block with a single data compression encoder.

87. The method of claim 86, further comprising:

compressing said data block to provide said data block in said compressed form in accordance with said determination whether to compress said data block with content dependent data compression or said single data compression encoder; and

33

outputting said data block in received form if said compressing causes the size of said data block in said compressed form to expand with respect to said data block in received form.

**88.** The method of claim **86**, further comprising:

compressing said data block to provide said data block in said compressed form in accordance with said determination whether to compress said data block with content dependent data compression or said single data compression encoder; and

outputting said data block in received form with a descriptor representative of no compression if said compressing causes the size said data block in said compressed form to expand with respect to said data block in received form.

**89.** The method of claim **86**, further comprising:

compressing said data block to provide said data block in said compressed form in accordance with said determination whether to compress said data block with content dependent data compression or said single data compression encoder; and

outputting said data block in said compressed form.

**90.** The method of claim **86**, further comprising:

compressing said data block to provide said data block in said compressed form in accordance with said determination whether to compress said data block with content dependent data compression or said single data compression encoder; and

outputting said data block in said compressed form with a descriptor representative of the technique used to compress said data block to provide said data block in said compressed form.

**91.** The method of claim **86**, further comprising:

compressing said data block to provide said data block in said compressed form in accordance with said determination whether to compress said data block with content dependent data compression or said single data compression encoder, wherein said data block in said compressed form is provided by a lossy compression technique.

**92.** The method of claim **86**, further comprising:

compressing said data block to provide said data block in said compressed form in accordance with said determination whether to compress said data block with content dependent data compression or single data compression encoder, wherein said data block in said

34

compressed form is provided by a lossy compression technique and the amount of resolution of said lossy compression technique is selectable.

**93.** The method of claim **86**, further comprising:

compressing said data block to provide said data block in said compressed form in accordance with said determination whether to compress said data block with content dependent data compression or said single data compression encoder, wherein said data block in said compressed form is provided by a lossy compression technique and compression parameters representative of the amount of resolution of said lossy compression technique are selected.

**94.** The method of claim **86**, further comprising:

determining to compress said data block with said content dependent data compression;

compressing said data block to provide said data block in said compressed form block with said content dependent data compression;

selecting the resolution of at least one encoder associated to said content dependent data compression.

**95.** The method of claim **86**, further comprising:

compressing said data block to provide said data block in said compressed form in accordance with said determination whether to compress said data block with content dependent data compression or said single data compression encoder; and

providing at least one lossy encoder for said content dependent data compression with selectable resolution.

**96.** The method of claim **86**, wherein said single data compression encoder is lossless.

**97.** The method of claim **86**, wherein said single data compression encoder is lossless and at least one encoder associated with said content dependent data compression is lossy.

**98.** The method of claim **86**, wherein said single data compression encoder is lossless and at least one encoder associated with said content dependent data compression is lossless.

**99.** The method of claim **86**, wherein said single data compression encoder is lossless, at least one encoder associated with said content dependent data compression is lossless, and at least another one encoder associated with said content dependent data compression is lossy.

\* \* \* \* \*



US007161506C1

(12) **INTER PARTES REEXAMINATION CERTIFICATE (0381st)**  
**United States Patent**  
**Fallon**

(10) **Number:** **US 7,161,506 C1**(45) **Certificate Issued:** **\*May 22, 2012**

(54) **SYSTEM AND METHODS FOR DATA COMPRESSION SUCH AS CONTENT DEPENDENT DATA COMPRESSION**

(75) Inventor: **James J. Fallon**, Armonk, NY (US)

(73) Assignee: **Realtime Data, LLC**, New York, NY (US)

**Reexamination Request:**

No. 95/000,479, May 28, 2009

**Reexamination Certificate for:**Patent No.: **7,161,506**Issued: **Jan. 9, 2007**Appl. No.: **10/668,768**Filed: **Sep. 22, 2003**

(\*) Notice: This patent is subject to a terminal disclaimer.

**Related U.S. Application Data**

(63) Continuation of application No. 10/016,355, filed on Oct. 29, 2001, now Pat. No. 6,624,761, which is a continuation-in-part of application No. 09/705,446, filed on Nov. 3, 2000, now Pat. No. 6,309,424, which is a continuation of application No. 09/210,491, filed on Dec. 11, 1998, now Pat. No. 6,195,024.

(51) Int. Cl. **H03M 7/34** (2006.01)

(52) U.S. Cl. .... **341/51; 341/79**

(58) **Field of Classification Search** ..... 341/51  
 See application file for complete search history.

(56) **References Cited**

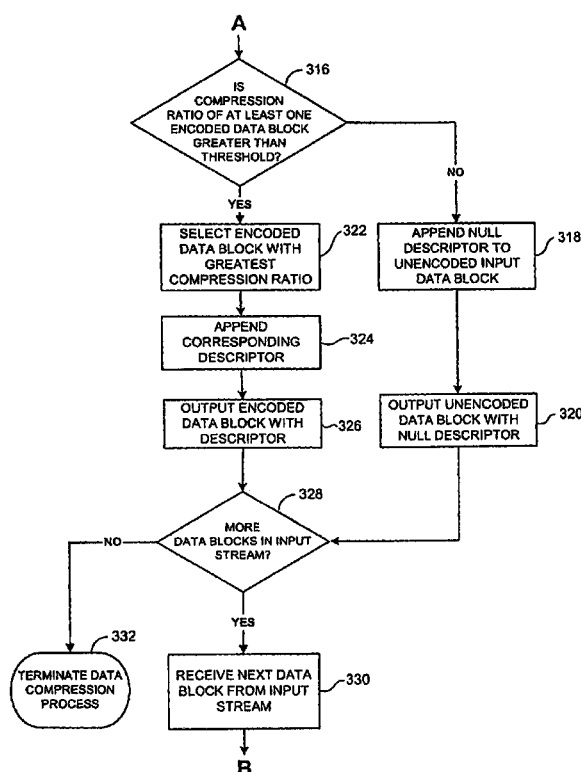
To view the complete listing of prior art documents cited during the proceeding for Reexamination Control Number 95/000,479, please refer to the USPTO's public Patent Application Information Retrieval (PAIR) system under the Display References tab.

*Primary Examiner*—Christina Y Leung

(57) **ABSTRACT**

Systems and methods for providing fast and efficient data compression using a combination of content independent data compression and content dependent data compression. In one aspect, a method for compressing data comprises the steps of: analyzing a data block of an input data stream to identify a data type of the data block, the input data stream comprising a plurality of disparate data types; performing content dependent data compression on the data block; if the data type of the data block is identified; performing content independent data compression on the data block, if the data type of the data block is not identified.

At the time of issuance and publication of this certificate, the patent remains subject to pending reexamination control number 95/001,926 filed Mar. 2, 2012. The claim content of this patent may be subsequently revised if a reexamination certificate issues from the reexamination proceeding.



1

**INTER PARTES  
REEXAMINATION CERTIFICATE  
ISSUED UNDER 35 U.S.C. 316**

THE PATENT IS HEREBY AMENDED AS  
INDICATED BELOW.

AS A RESULT OF REEXAMINATION, IT HAS BEEN  
DETERMINED THAT:

2

The patentability of claims **6, 7, 16, 41** and **42** is con-  
firmed.

Claims **1-5, 8, 9, 11, 17, 20-23, 27, 39, 43, 69-73, 79, 81,**  
5 **82, 84-90, 96** and **98** are cancelled.

Claims **10, 12-15, 18, 19, 24-26, 28-38, 40, 44-68, 74-78,**  
**80, 83, 91-95, 97** and **99** were not reexamined.

\* \* \* \* \*





US007161506C2

(12) **INTER PARTES REEXAMINATION CERTIFICATE (784th)****United States Patent****Fallon**(10) **Number:** **US 7,161,506 C2**(45) **Certificate Issued:** **\*Jan. 8, 2014**(54) **SYSTEM AND METHODS FOR DATA COMPRESSION SUCH AS CONTENT DEPENDENT DATA COMPRESSION**(75) Inventor: **James J. Fallon**, Armonk, NY (US)(73) Assignee: **Realtime Data, LLC**, New York, NY (US)**Reexamination Request:**

No. 95/001,926, Mar. 2, 2012

**Reexamination Certificate for:**Patent No.: **7,161,506**Issued: **Jan. 9, 2007**Appl. No.: **10/668,768**Filed: **Sep. 22, 2003**

Reexamination Certificate C1 7,161,506 issued May 22, 2012

(\*) Notice: This patent is subject to a terminal disclaimer.

**Related U.S. Application Data**

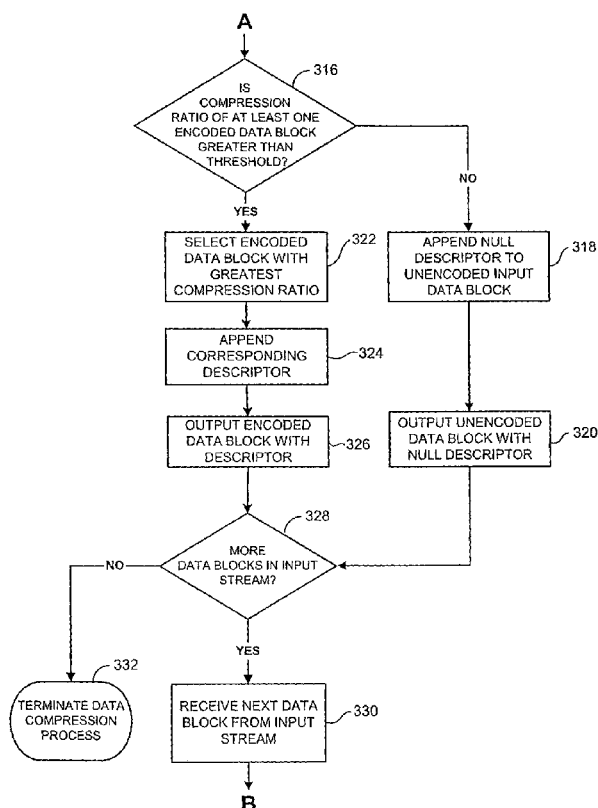
(63) Continuation of application No. 10/016,355, filed on Oct. 29, 2010, now Pat. No. 6,624,761, which is a continuation-in-part of application No. 09/705,446, filed on Nov. 3, 2000, now Pat. No. 6,309,424, which is a continuation of application No. 09/210,491, filed on Dec. 11, 1998, now Pat. No. 6,195,024.

(51) **Int. Cl.**  
**H03M 7/34** (2006.01)(52) **U.S. Cl.**  
USPC ..... **341/51; 341/79**(58) **Field of Classification Search**  
None  
See application file for complete search history.(56) **References Cited**

To view the complete listing of prior art documents cited during the proceeding for Reexamination Control Number 95/001,926, please refer to the USPTO's public Patent Application Information Retrieval (PAIR) system under the Display References tab.

*Primary Examiner* — Christina Y Leung(57) **ABSTRACT**

Systems and methods for providing fast and efficient data compression using a combination of content independent data compression and content dependent data compression. In one aspect, a method for compressing data comprises the steps of: analyzing a data block of an input data stream to identify a data type of the data block, the input data stream comprising a plurality of disparate data types; performing content dependent data compression on the data block; if the data type of the data block is identified; performing content independent data compression on the data block, if the data type of the data block is not identified.



**1**

**INTER PARTES**

**REEXAMINATION CERTIFICATE**

**ISSUED UNDER 35 U.S.C. 316**

THE PATENT IS HEREBY AMENDED AS  
INDICATED BELOW.

**Matter enclosed in heavy brackets [ ] appeared in the patent, but has been deleted and is no longer a part of the patent; matter printed in italics indicates additions made to the patent.**

AS A RESULT OF REEXAMINATION, IT HAS BEEN DETERMINED THAT:

Claims 1-5, 8, 9, 11, 17, 20-23, 27, 39, 43, 69-73, 79, 81, 82, 84-90, 96 and 98 were previously cancelled.

Claims 91, 97 and 99 are determined to be patentable as amended.

New claims 100-105 are added and determined to be patentable.

Claims 6, 7, 10, 12-16, 18, 19, 24-26, 28-38, 40-42, 44-68, 74-78, 80, 83 and 92-95 were not reexamined.

91. The method of claim 86, further comprising:  
compressing said data block to provide said data block in said compressed form in accordance with said determination whether to compress said data block with content dependent data compression or said single data compression encoder, wherein said data block in said compressed form is provided by a lossy compression technique; and

*analyzing data within the data block to identify one or more data types of the data within the data block, wherein the analyzing of the data within the data block to identify one or more data types excludes analyzing based only on a descriptor that is indicative of the data type of the data within the data block.*

97. The method of claim 86, further comprising:  
*analyzing data within the data block to identify one or more data types of the data within the data block, wherein the analyzing of the data within the data block to identify one or more data types excludes analyzing based only on a descriptor that is indicative of the data type of the data within the data block, and*  
wherein said single data compression encoder is lossless and at least one encoder associated with said content dependent data compression is lossy.

99. The method of claim 86, further comprising:  
*analyzing within the data block to identify one or more data types of the data within the data block, wherein the analyzing of the data within the data block to identify one or more data types excludes analyzing based only on a descriptor that is indicative of the data type of the data within the data block, and*  
wherein said single data compression encoder is lossless, at least one encoder associated with said content dependent data compression is lossless, and at least another one encoder associated with said content dependent data compression is lossy.

100. A computer implemented method comprising:  
receiving, a data block, wherein the data block is included in a data stream;  
*analyzing data within the data block to identify one or more data types of the data within the data block;*

**2**

*determining whether to output said data block in received form or in a compressed form; and*  
*outputting the data block in received form or the compressed form based on the determination,*

5 *wherein outputting the data block in the compressed form comprises determining whether to compress the data block with a content dependent data compression encoder based on the type of the data block or to compress the data block with a single data compression encoder; and*

10 *wherein the analyzing of the data within the data block to identify one or more data types excludes analyzing based only on a descriptor that is indicative of the data type of the data within the data block.*

15 101. The computer implemented method of claim 100, further comprising:

*compressing the data block to provide the data block in the compressed form in accordance with the determination whether to compress the data block with a content dependent data compression encoder or the single data compression encoder, wherein the data block is compressed using a lossy compression encoder.*

20 102. The computer implemented method of claim 100, wherein the single data compression encoder is lossless and at least one encoder associated with the content dependent data compression is lossy.

25 103. The computer implemented method of claim 100, wherein the single data compression encoder is lossless, at least one encoder associated with the content dependent data compression is lossless, and at least another one encoder associated with the content dependent data compression is lossy.

30 104. A computer implemented method for compressing data, comprising:

35 *analyzing data within a data block of an input data stream to identify one or more data types of the data block, the input data stream comprising a plurality of disparate data types;*

40 *performing content dependent data compression with a content dependent data compression encoder if a data type of the data block is identified; and*

*performing data compression with a single data compression encoder, if a data type of the data block is not identified,*

45 *wherein the analyzing of the data within the data block to identify one or more data types excludes analyzing based only on a descriptor that is indicative of the data type of the data within the data block.*

50 105. A computer implemented method comprising:  
receiving a data block in an uncompressed form, said data block being included in a data stream;

*analyzing data within the data block to determine a type of said data block; and*

55 *compressing said data block to provide a compressed data block,*

*wherein if one or more encoders are associated to said type, compressing said data block with at least one of said one or more encoders, otherwise compressing said data block with a default data compression encoder; and wherein the analyzing of the data within the data block to identify one or more data types excludes analyzing based only on a descriptor that is indicative of the data type of the data within the data block.*

\* \* \* \* \*